

2022 PLM Market Results

2023 PLM Market & Industry Forum—30 March 2023



CIMdata

2022 PLM Market Results
PLM Market & Industry Forum
A CIMdata Leadership Event

30 March 2023—Ann Arbor, MI USA

*Stan Przybylinski, Vice President, s.przybylinski@CIMdata.com
+1.734.668.9922
Twitter, Skype: smprezbo*

#plm4um
www.CIMdata.com
Copyright © 2023



CIMdata Defining What Comes Next in Digital Transformation

Strategic management consulting for competitive advantage in global markets

The leading independent authority on PLM and its digital transformation. We provide research, education, and strategic consulting to clients around the world.

OUR MISSION:
Maximizing clients' ability to design, acquire, deliver, and support innovative products and services.

www.CIMdata.com
Copyright © 2023

2022 PLM Market Results

2023 PLM Market & Industry Forum—30 March 2023

CIMdata

Purpose of this Presentation



A CIMdata disclaimer

- Deliver an overview of CIMdata's analysis of the PLM market for calendar year 2022
- Present our estimates of direct provider revenues by various categories
- Provide insight into investment changes, trends and market leaders
- A detailed analysis of this research will be provided in CIMdata's 2023 PLM Market Analysis Report series
- All information represent CIMdata's estimates of revenues and investments

3

Copyright © 2023

CIMdata

Important Notes



How CIMdata prepares the global MAR data

- CIMdata's estimates are for calendar year 2022 and may differ from a provider's fiscal year reported financials
- The relative strength of different currencies can impact growth estimates – all estimates are based on the yearly average for conversion of a currency to US dollars
- All estimates are net of royalties to eliminate any double counting of revenues
 - The royalty paid by a reseller is deducted from their revenue estimate and included within the direct revenues of the appropriate provider's estimate
- There are many acquisitions in some segments that could affect some numbers
 - We will note those during the presentation

4

Copyright © 2023

2022 PLM Market Results


2023 PLM Market & Industry Forum—30 March 2023




Agenda

- PLM Market Analysis
 - Overall cPDM Market Analysis
 - PLM Provider Analysis
 - Provider Sector Analysis
 - Concluding Remarks

5 Copyright © 2023



Research Methodology Overview



How CIMdata gathers PLM market data each year

- Gather data through multiple means
 - Nearly 550 companies get survey workbooks via email
 - Repeated reminders increase response rate
 - Approximately 30 of the world's largest PLM companies interviewed each year
 - Often multiple times to get more insights
 - Separate research conducted in China and Japan
 - Public reporting and other market research used for data collection and cross-check, e.g., Electronic System Design Alliance (formerly EDA Consortium)
 - CIMdata global contacts used as "sanity checks" on anomalous inputs
- Total of approximately 700 companies "touched" by CIMdata process

6 Copyright © 2023

2022 PLM Market Results

2023 PLM Market & Industry Forum—30 March 2023

CIMdata

Currency Fluctuations Important



Revenues most often reported in USD, Euros, and Japanese Yen

Currency	2021	2022	YoY Change
Euro TO US Dollar	1.182657	1.051524	11.09%
Pound TO US Dollar	1.375573	1.233	10.36%
Japanese Yen TO US Dollar	0.0091103	0.007608	16.49%
Swiss Franc TO US Dollar	1.094061	1.04712	4.29%
Chinese Yuan TO US Dollar	0.154885	0.1487	3.99%
Korean Won TO US Dollar	0.000874	0.000774348	11.40%
Swedish Krona TO US Dollar	0.116592	0.09893	15.15%
Brazilian Real TO US Dollar	0.186181	0.194	-4.20%
Indian Rupee TO US Dollar	0.013553	0.0127	6.29%
Australian Dollar Rupee TO US Dollar	0.751042	0.69348	7.66%
Norwegian Krone TO US Dollar	0.116394	0.104026	10.63%

7

Copyright © 2023

CIMdata

Acquisitions in 2022



Some big, many tuck-ins but still at a high rate, 185 overall (1 of 4)

- Aras added Minerva Group and XPLM
- Autodesk acquired Moxion and The Wild
- Centric Software added StyleSage
- Dassault Systems acquired Diota
- IBM added 6, none in the PLM space
- PTC added Codebeamer, CloudMilling, and ServiceMax
 - Spun out services business to ITC Infotech – DXP Services
- Siemens acquired Avery Design Systems

8

Copyright © 2023

2022 PLM Market Results

2023 PLM Market & Industry Forum—30 March 2023

CIMdata

Acquisitions in 2022



Some big, many tuck-ins but still at a high rate, 185 overall (2 of 4)

- Altair added Cassini, Powersim, Gen3D, Concept Engineering, and RapidMiner
- Ansys acquired OnScale, Motor Design Limited, C&R Technologies, and a German DYNA partner
- Hexagon added 12, ETQ, 4 CAM VARs
- Rockwell Automation acquired CUBIC
- Sandvik added 12, including DCS, mining and tooling offerings
- Trimble acquired 5

9

Copyright © 2023

CIMdata

Acquisitions in 2022



Some big, many tuck-ins but still at a high rate, 185 overall (3 of 4)

- Cadence acquired Future Facilities and OpenEye
- Synopsys added WhiteHat Security
- Accenture slowed with only 25, Inspirage & Stellantis* in PLM
- Atos acquired Cloudreach, announced major org changes
- Capgemini with 4, none in PLM space
- HCL added Quest Informatics and Starschema
- NTT DATA added 5, announced reorganization

¹⁰ *service entity within the Stellantis group

Copyright © 2023

2022 PLM Market Results

2023 PLM Market & Industry Forum—30 March 2023

CIMdata

Acquisitions in 2022



Some big, many tuck-ins but still at a high rate, 185 overall (4 of 4)

- Addnode (4) and TECHNIA (2), including 3 Dassault Systèmes VARs
- Wipro acquired Convergence Acceleration Solutions, LLC
- Aspen Technology acquired inmation Software GmbH and Micromine
- Bentley Systems (2), including eagle.io and Power Line Systems
- IFS added Ultimo
- Lectra acquired controlling stake in TextileGenesis and a Turkish Gerber distributor

11

Copyright © 2023

CIMdata

Changes in Market Sample



Looking to cover more and more of the overall PLM market

- Most of the acquisitions will not affect the overall market results
 - Of course, acquisitions will affect the results of individual companies
 - Compensate for acquisitions by adjusting un-allocated revenues
- Will follow up in next year's process to see if any of the acquisitions are contributing to their PLM business
- Beyond acquisitions, in any given year, we may add several other companies to our analysis

12


Copyright © 2023

2022 PLM Market Results

2023 PLM Market & Industry Forum—30 March 2023


CIMdata

Defining PLM

 Digital transformation of the lifecycle, enabled by the product innovation platform

PLM is...

- A strategic business approach powered by a consistent set of solutions
- Enabled by product innovation platforms that support the extended enterprise
- An approach that spans the full lifecycle, from idea through life
- Enables a set of evolving functional domains orchestrated by an extended enterprise-level “systems of systems” approach




The diagram illustrates Multi-Disciplinary Lifecycle Optimization as a central blue circle surrounded by six smaller circles, each representing a functional domain: Portfolio & Program Management, System Ideation, System Realization, Profitability Management, Quality Compliance, and Service Management.

13 Copyright © 2023

CIMdata

PLM Market Categories

 Three major segments comprise the PLM Market

- collaborative Product Definition management
 - Applications & solutions that capture, manage, disseminate, visualize and collaborate on product related intellectual (digital/virtual) information, including related processes
- Tools
 - Applications that are used to create intellectual assets
 - Authoring, analysis, modeling, simulation and documentation of product and plant/facility information
- Digital Manufacturing
 - Process planning, resource definition, factory floor layout and product flow simulation and analysis (including ergonomics)

14 Copyright © 2023

2022 PLM Market Results

2023 PLM Market & Industry Forum—30 March 2023

CIMdata

Overall PLM Results



Growth in 2022 under forecast

- Overall PLM growth (8.6%) below forecast (10.1%)
- Large currency fluctuations affected results
- Another strong year for S&A and EDA leaders
- Continued industry consolidation, new entrants, investor interest, and action
 - SI/Reseller/VAR the most active segment, Accenture (again) but slowing
 - Many companies buying up their VARs
 - Major PLM players trying to differentiate, expand reach

15

Copyright © 2023

CIMdata

2022 Market Results



Results by segment (US\$ Millions)

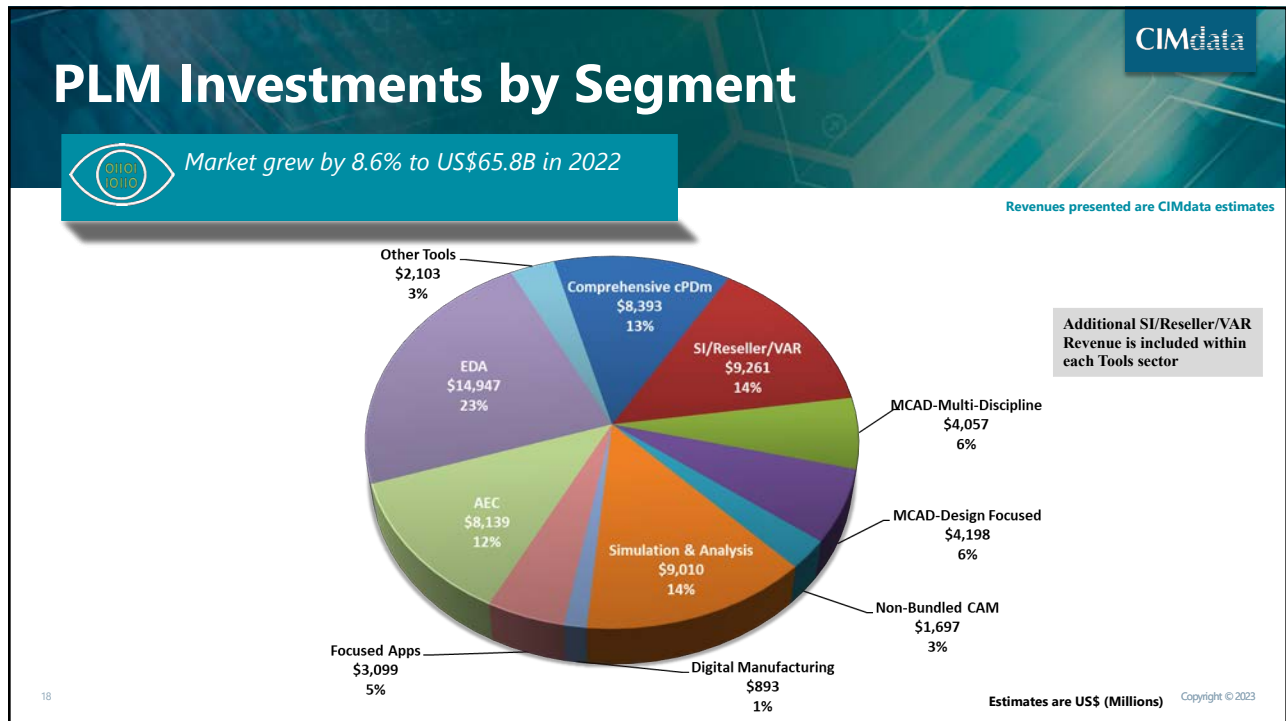
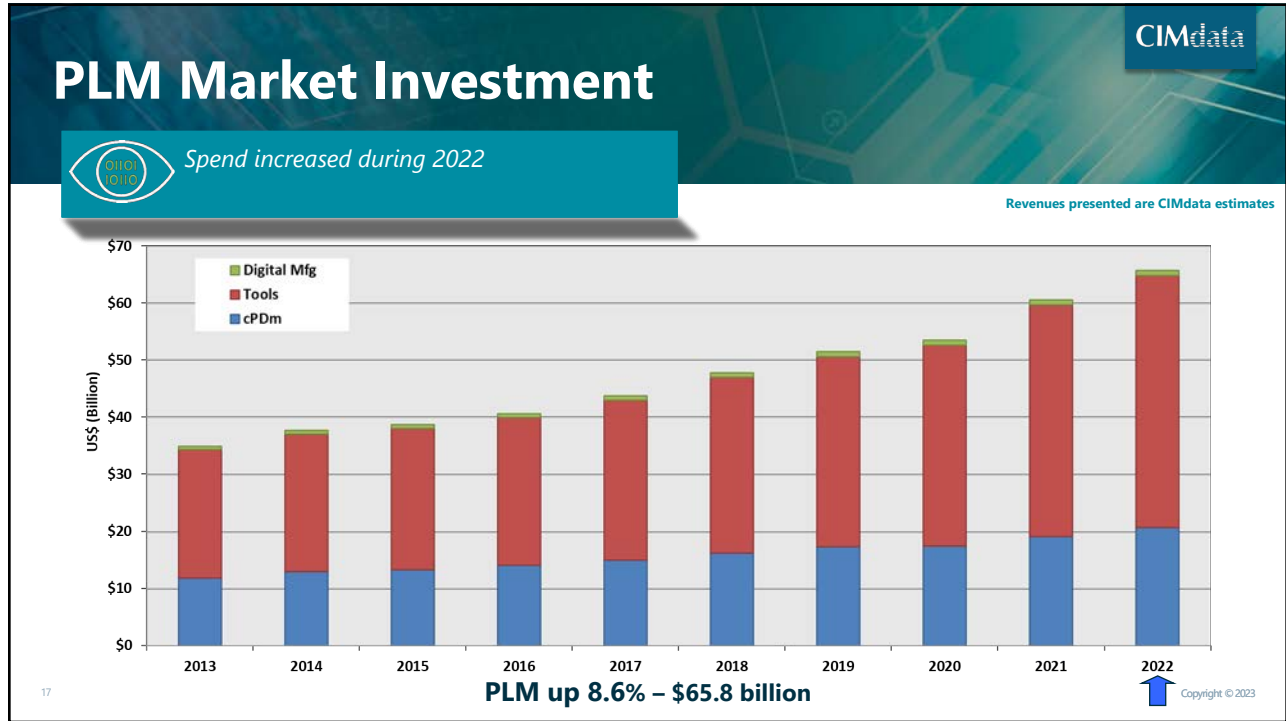
Segment	2022 Revenues	YoY Growth
cPDM Comprehensive Technology Providers	\$8,392.6	8.5%
cPDM-Focused Applications	\$3,099.2	8.5%
Digital Manufacturing	\$893.4	2.1%
SI/Reseller/VAR	\$9,261.4	7.6%
Tools		
MCAD-Multi-Discipline	\$4,056.5	1.2%
MCAD-Design-Focused	\$4,197.9	8.2%
Non-Bundled CAM	\$1,697.5	8.1%
Simulation & Analysis	\$9,010.2	8.2%
Other Tools (e.g., ALM)	\$2,103.5	7.7%
EDA	\$14,946.9	12.5%
AEC	\$8,139.3	8.3%
Total	\$65,798.3	8.6%

16

Copyright © 2023

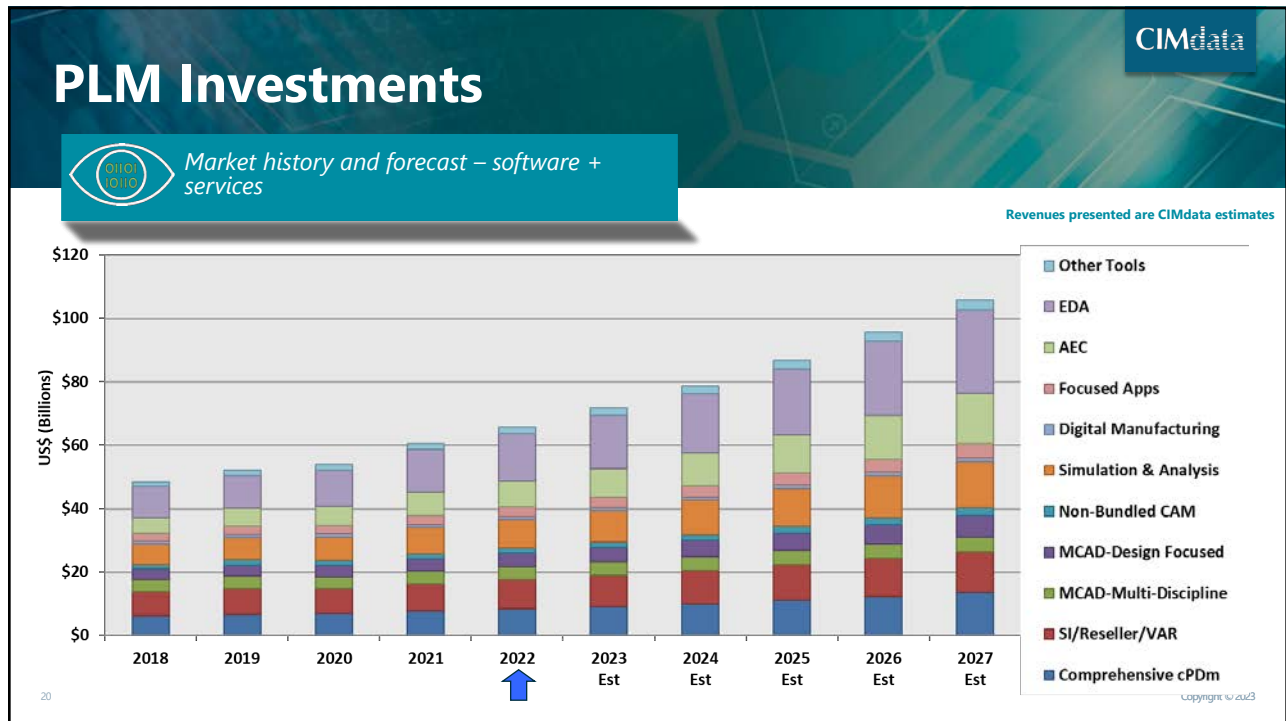
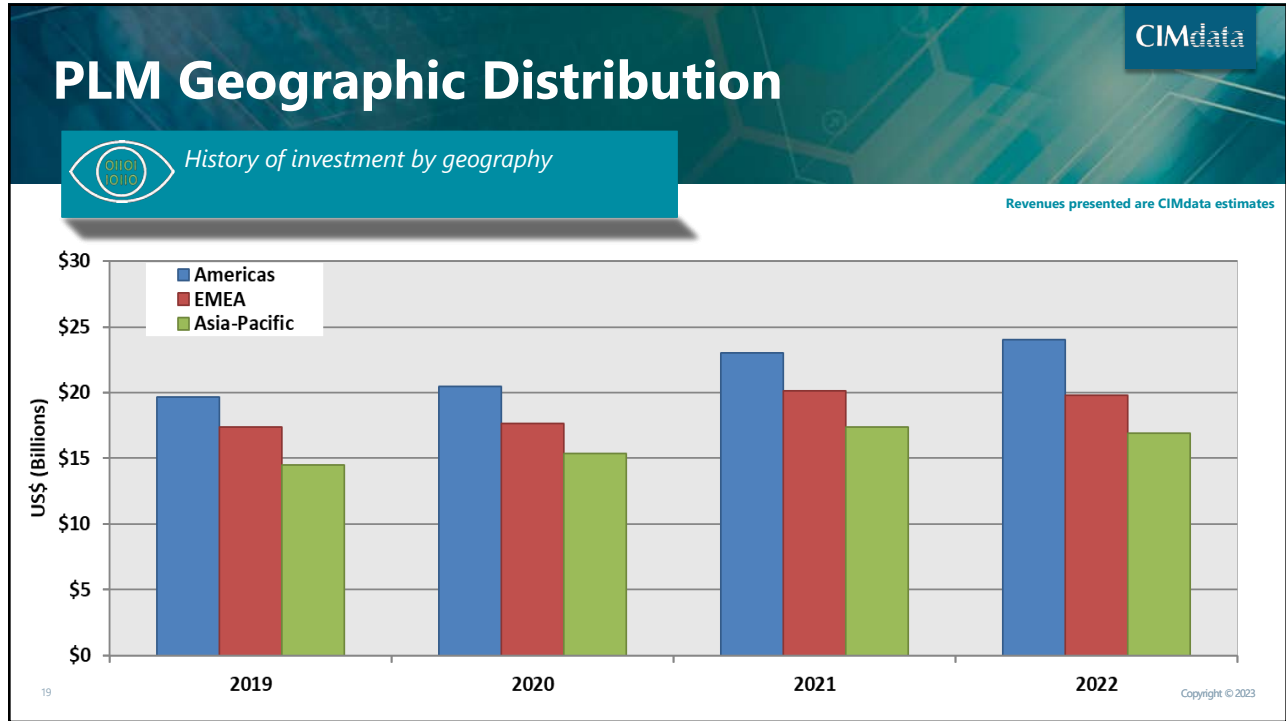
2022 PLM Market Results

2023 PLM Market & Industry Forum—30 March 2023



2022 PLM Market Results

2023 PLM Market & Industry Forum—30 March 2023



2022 PLM Market Results

2023 PLM Market & Industry Forum—30 March 2023




PLM Market in 2023



Trends strong, economic headwinds ahead

- What does 2023 mean for the coming years?
- Growth slower in EMEA for 2023, expected to pick up after
- Not clear if currency fluctuations will continue
- Siemens move to SaaS will accelerate
- Still seems to be appetite for M&A
- CIMdata believes the market still has a lot of potential
 - Industry 4.0, digital thread creating strong pull for software and services

21
Copyright © 2023



Market Forecasts


2023 (US\$ Millions) and 5-year compound annual growth rate (CAGR)

Segment	2023 Estimate	YoY Growth	5 Year CAGR
cPDM Comprehensive Technology Providers	\$9,158.60	9.1%	10.1%
cPDM-Focused Applications	\$3,326.70	7.3%	7.7%
Digital Manufacturing	\$938.96	5.1%	6.6%
SI/Reseller/VAR	\$9,874.46	6.6%	6.8%
Tools			
MCAD-Multi Discipline	\$4,186.33	3.2%	3.3%
MCAD-Design Focused	\$4,567.27	8.8%	9.8%
Non-Bundled CAM	\$1,816.31	7.0%	7.2%
Simulation & Analysis	\$9,839.17	9.2%	10.0%
Other Tools (e.g., ALM)	\$2,269.65	7.9%	7.9%
EDA	\$16,695.67	11.7%	11.8%
AEC	\$9,076.90	11.5%	14.4%
Total	\$71,750.01	9.0%	10.0%

22
Copyright © 2023

2022 PLM Market Results


2023 PLM Market & Industry Forum—30 March 2023




Agenda

- PLM Market Analysis
- Overall cPDm Market Analysis
- PLM Provider Analysis
- Provider Sector Analysis
- Concluding Remarks

23 Copyright © 2023



cPDm Segment of the PLM Market



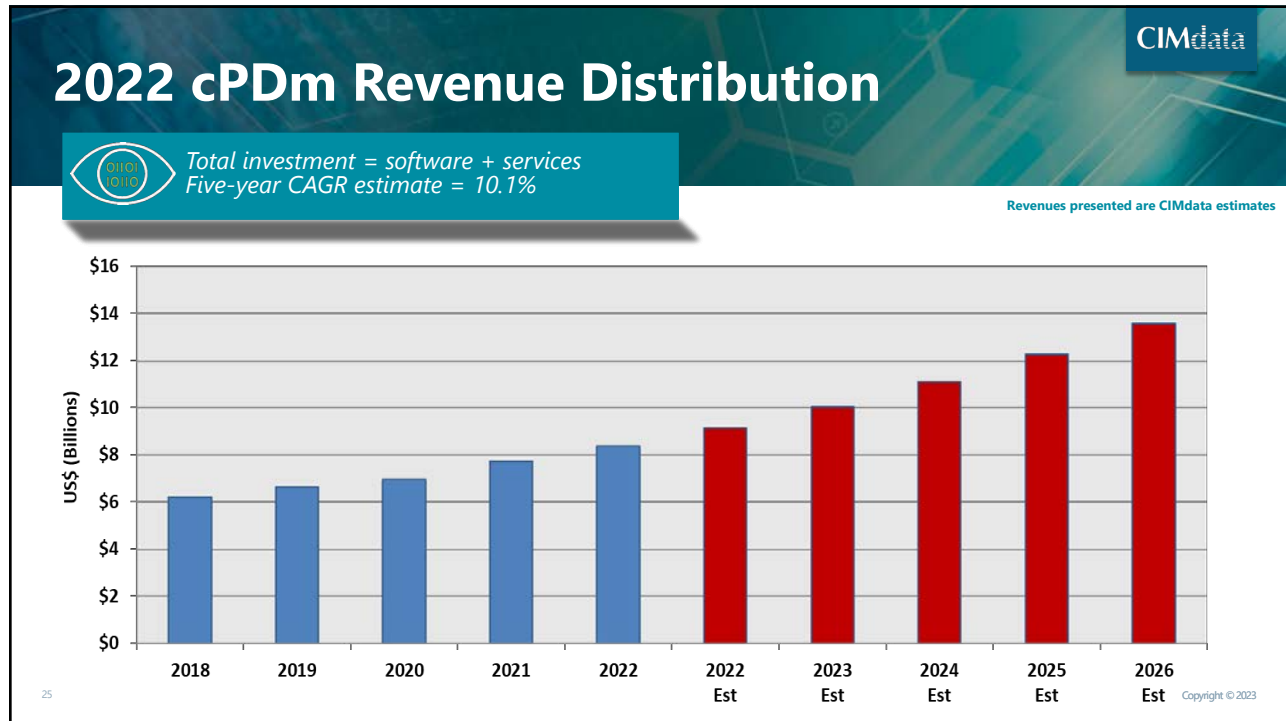
cPDm is a core element of a PLM environment

- Managing intellectual assets
 - Management of product information and processes
 - Workflow, vaulting, content, document management
 - Visualization and collaboration
 - Product structure
 - Configuration and change management
 - Strategic product planning
 - Project and program management
 - Compliance and sourcing
 - Others

24 Copyright © 2023

2022 PLM Market Results

2023 PLM Market & Industry Forum—30 March 2023



Revenue Ratios – Software vs. Services

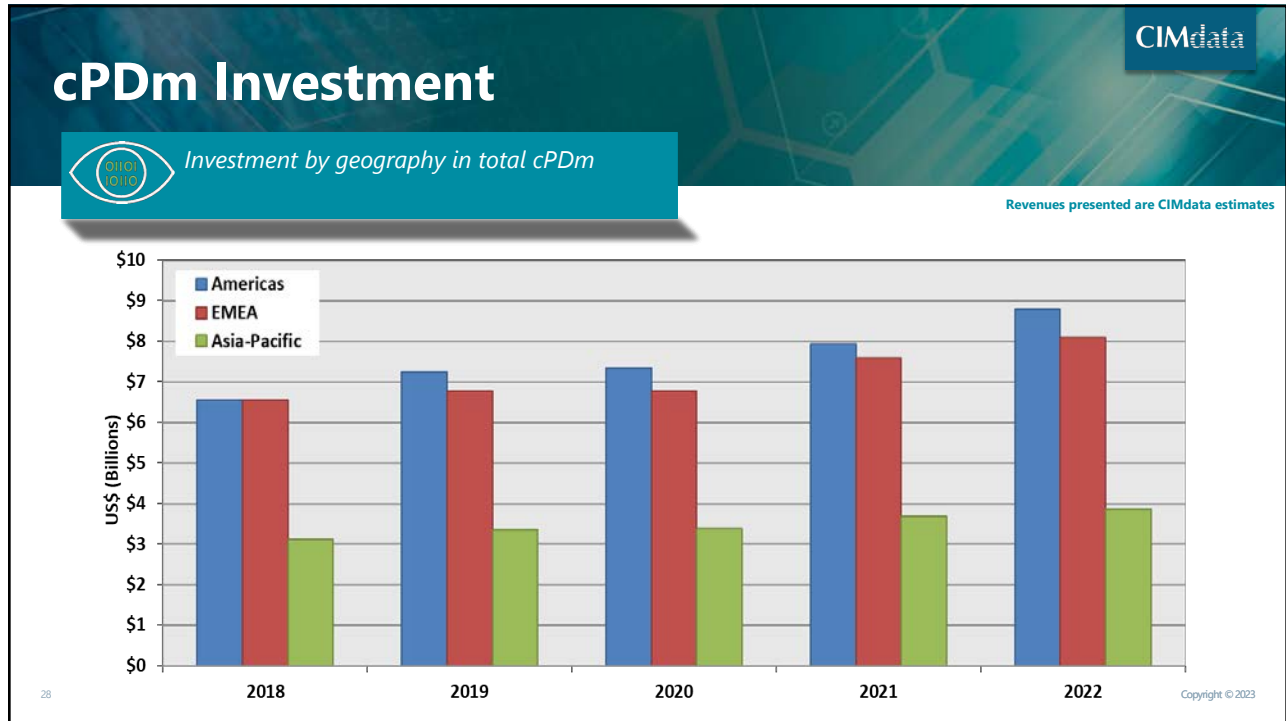
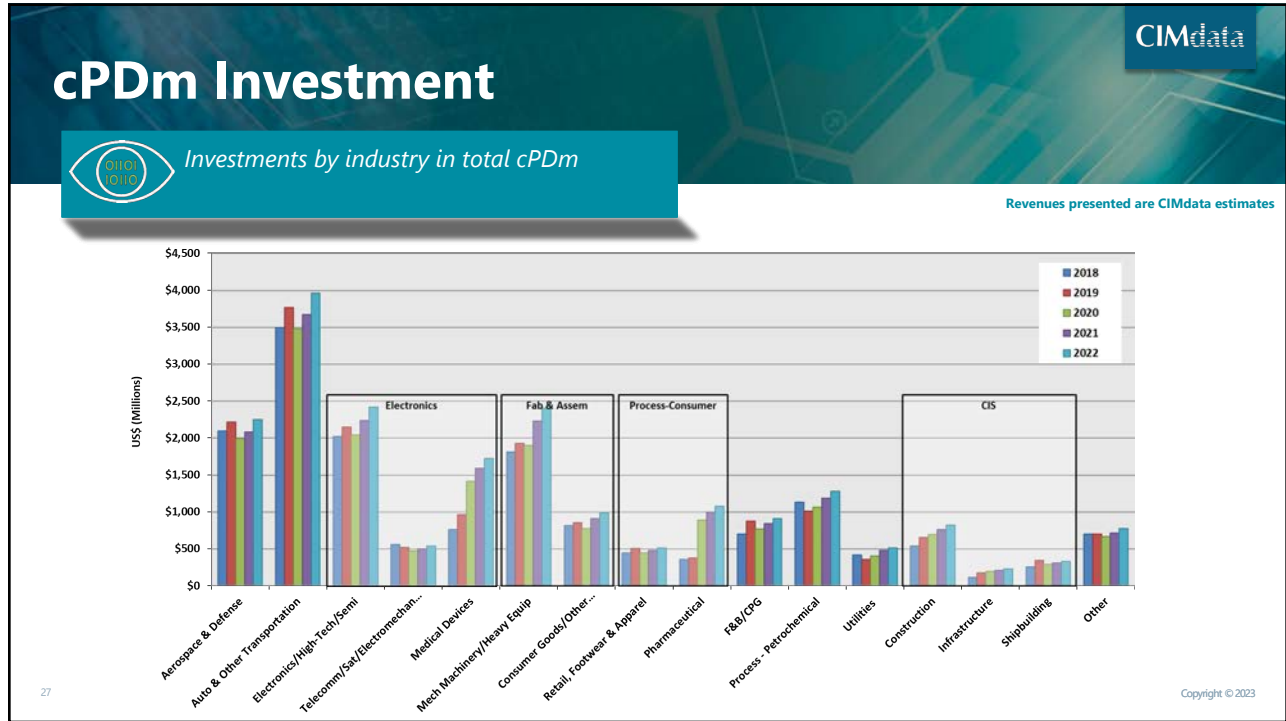
Services is a major revenue area

- Overall cPDm market: services are 54.6%
 - Driven by independent services providers
- Comprehensive cPDm providers
 - In 2022, Software was 73.4% vs. 26.6% for Services
 - In 2021, Software was 72.3% vs. 27.7% for Services
- Services ratio can change for several reasons
 - PLM solution providers developing products, packaging, and delivery bundles to reduce services
 - Cloud-based products often claim to require less services, really just different types
 - Nature of services changing – more need for skills in advanced PLM topics vs. IT installation and integration

26 Copyright © 2023

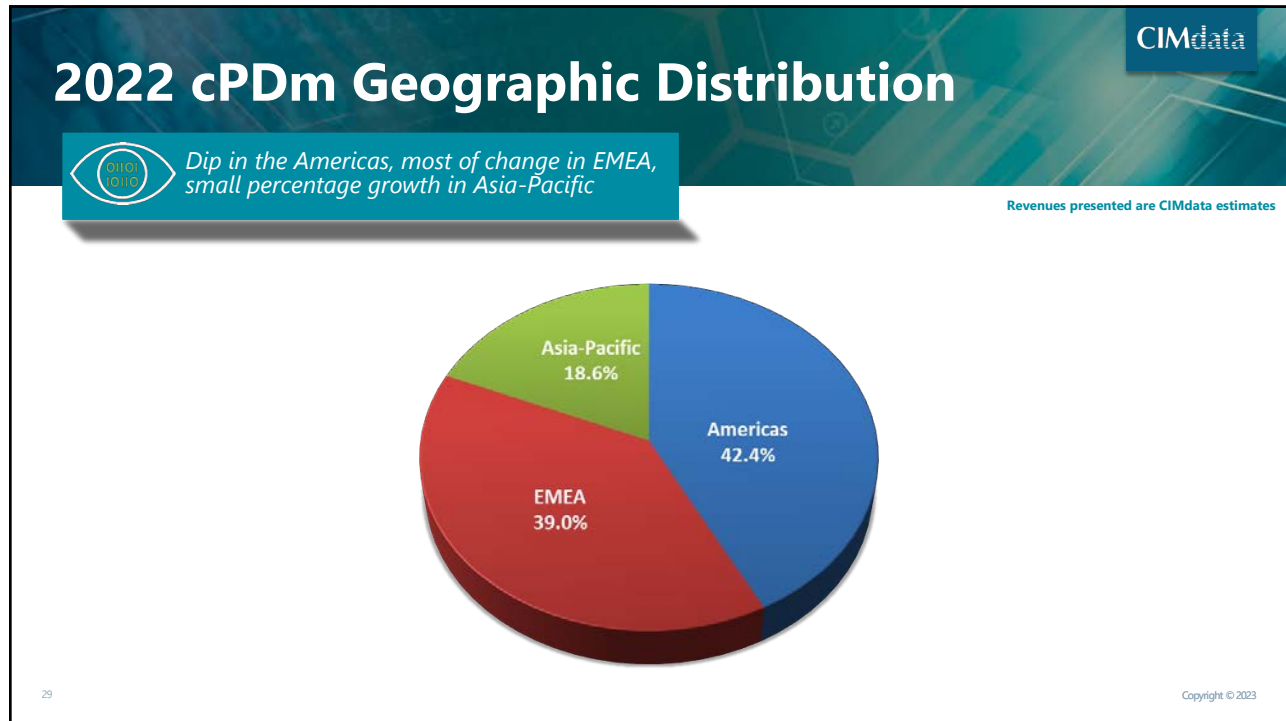
2022 PLM Market Results

2023 PLM Market & Industry Forum—30 March 2023



2022 PLM Market Results

2023 PLM Market & Industry Forum—30 March 2023



- CIMdata
- ## Agenda
- PLM Market Analysis
 - Overall cPDm Market Analysis
 - PLM Provider Analysis
 - Provider Sector Analysis
 - Concluding Remarks
- 30 Copyright © 2023

2022 PLM Market Results

2023 PLM Market & Industry Forum—30 March 2023

CIMdata

PLM Mindshare Leaders



Who do people think about?

- These companies are perceived as leading the market
 - Number, size, and scope of implementations
 - Technology and thought leadership
- All are comprehensive, lifecycle-focused providers
 - Some were leaders in the PDM market
 - Some also provide tools – primarily MCAD and S&A
- Are developing broad PLM platforms, and addressing new industries and geographies

31

Copyright © 2023

CIMdata

Market Presence



Evaluating a provider's impact in the marketplace

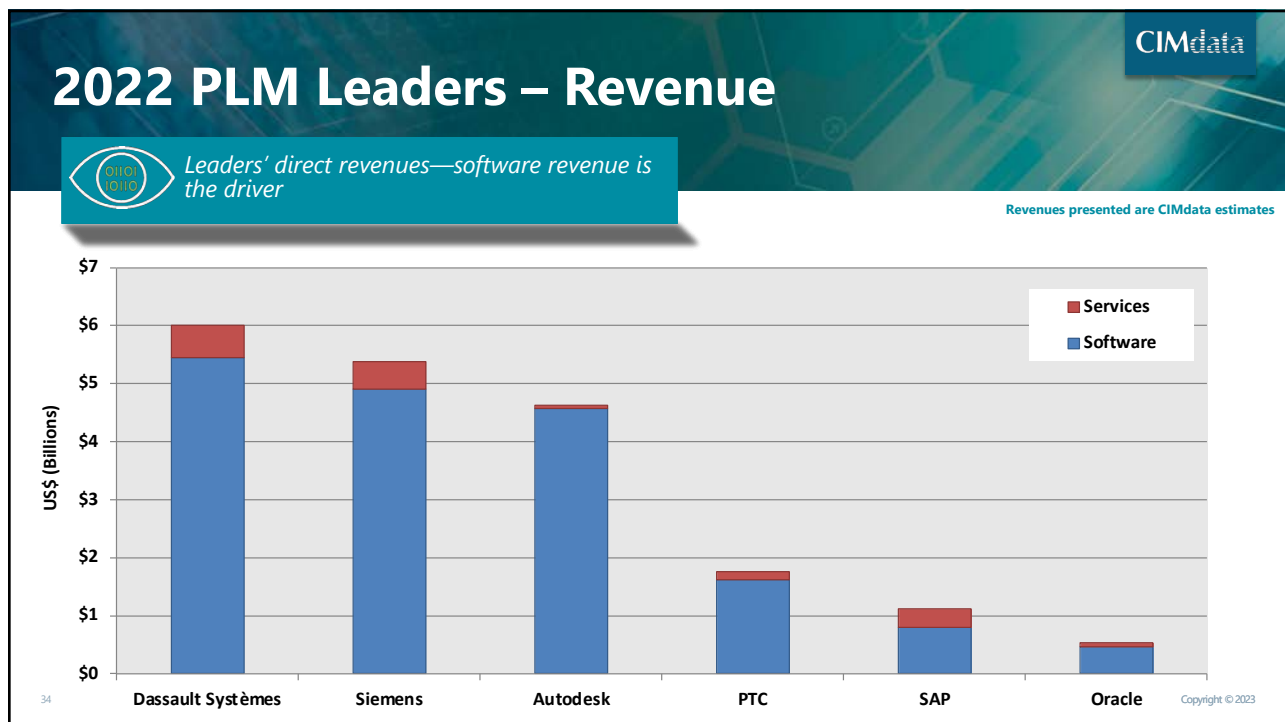
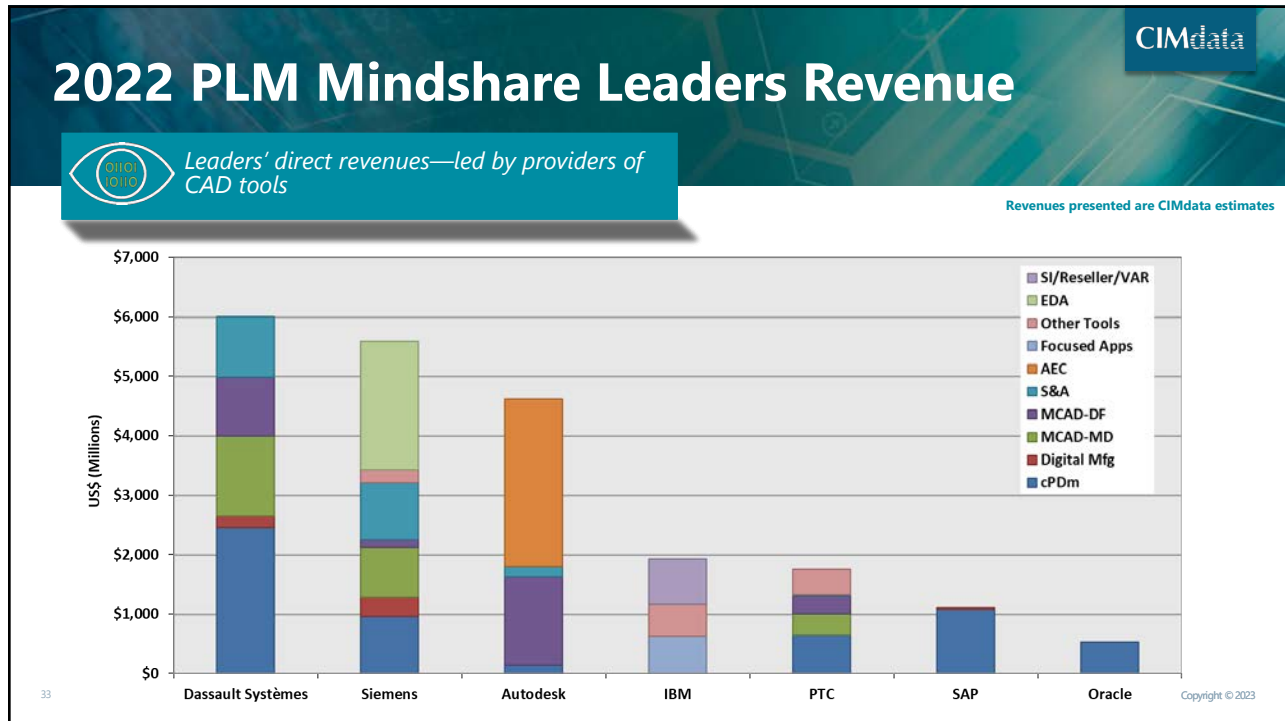
- Market presence includes
 - A provider's direct revenues
 - Partner revenues built around a provider's products and technology
 - Does not double count royalties paid
- Represents a provider's overall footprint in the PLM market
- Grows with a provider's partnerships and alliances

32

Copyright © 2023

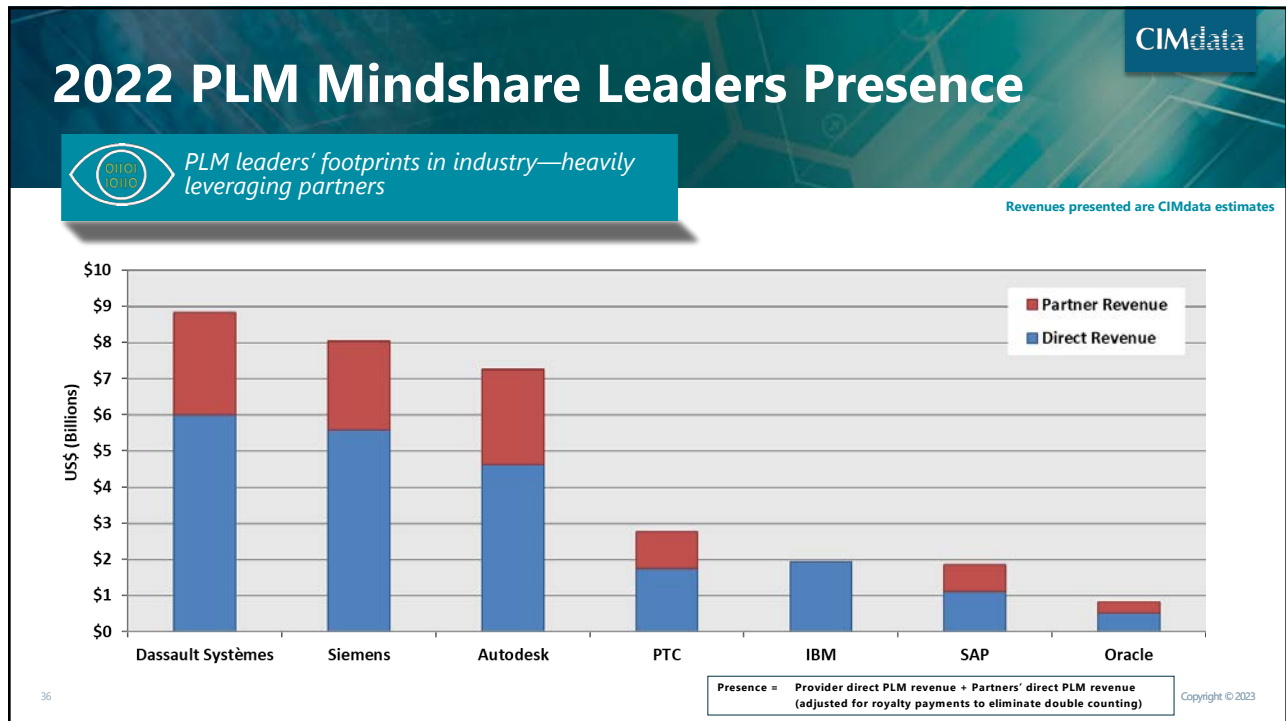
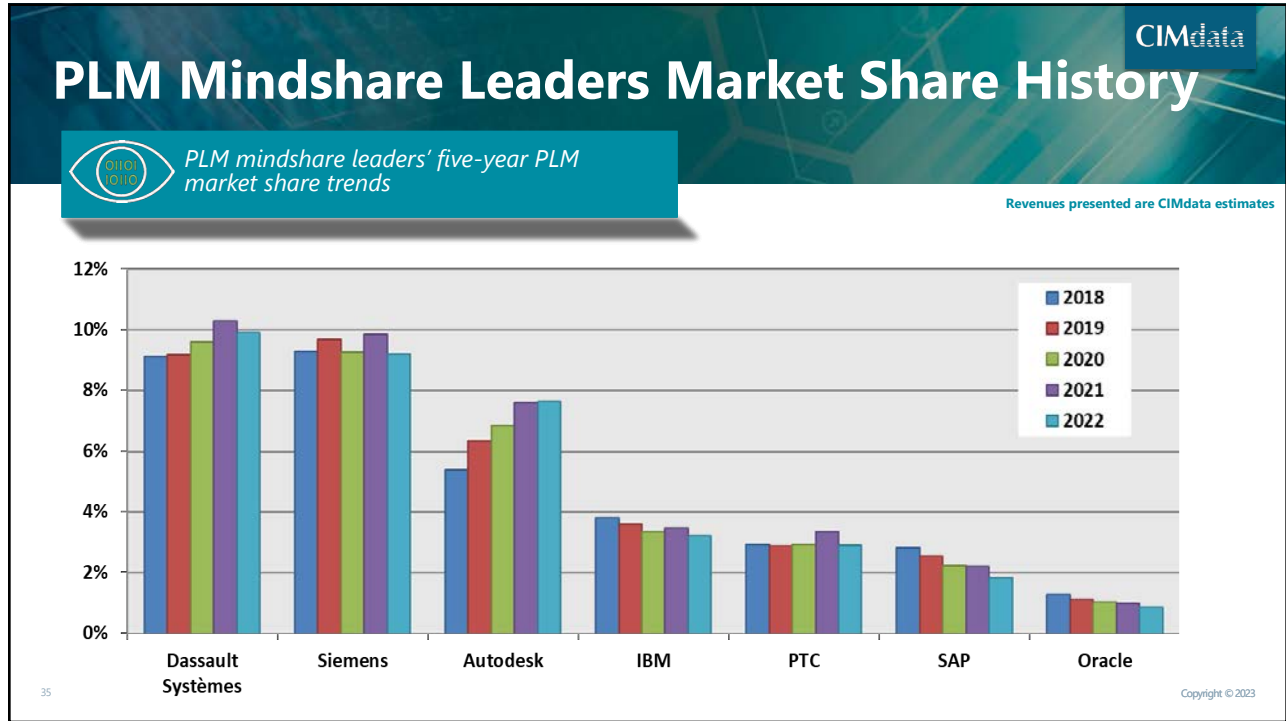
2022 PLM Market Results

2023 PLM Market & Industry Forum—30 March 2023



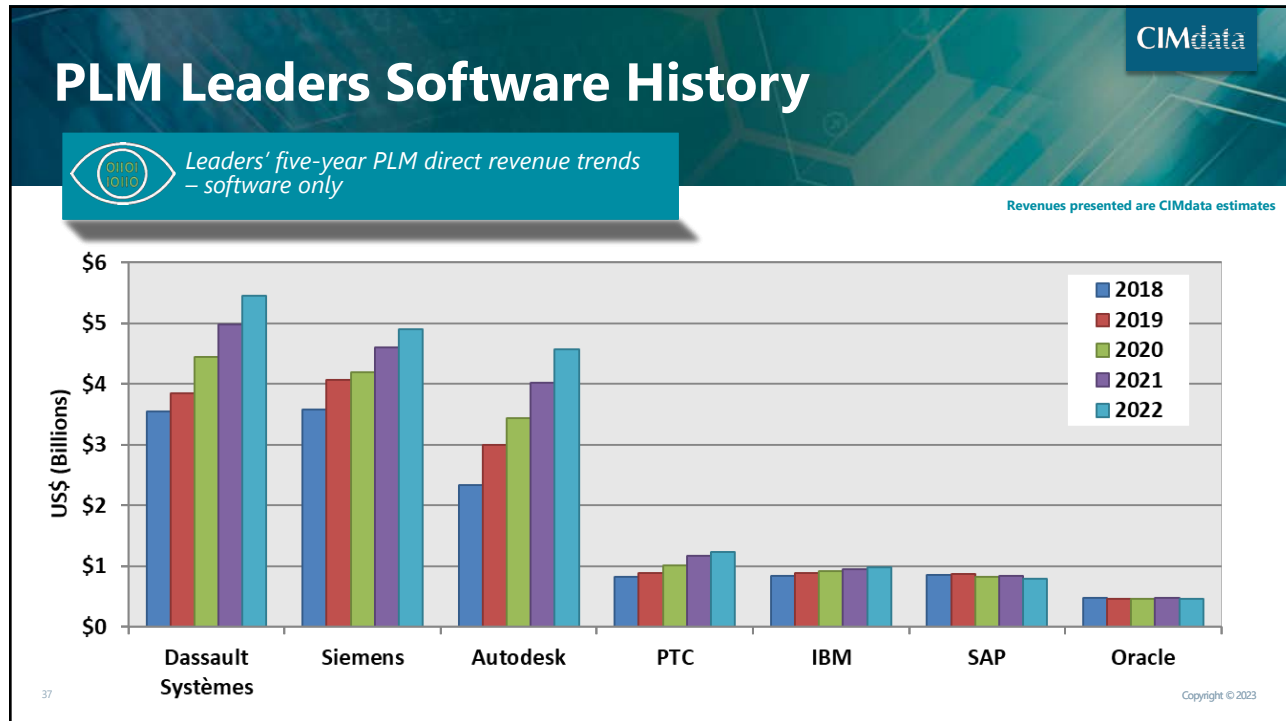
2022 PLM Market Results

2023 PLM Market & Industry Forum—30 March 2023



2022 PLM Market Results

2023 PLM Market & Industry Forum—30 March 2023



CIMdata

Overall PLM Market Revenue Leaders

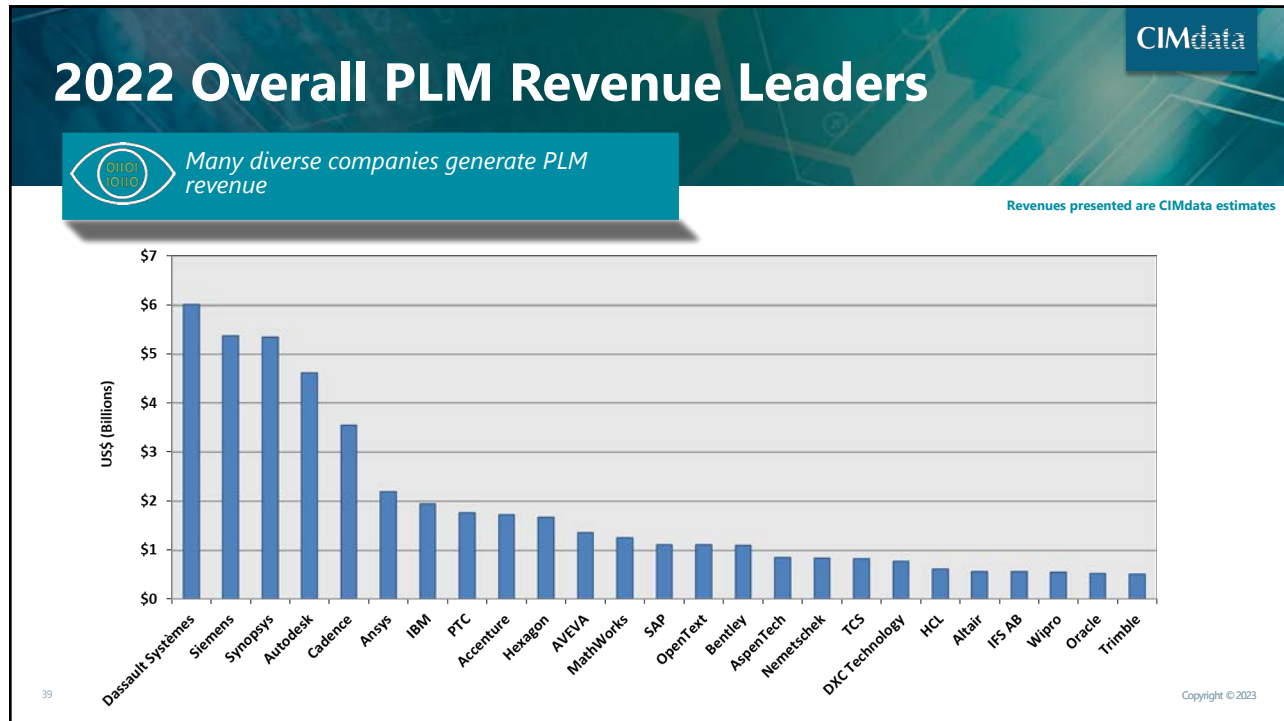
The market leaders are a diverse group

- Several are focused on specific technologies or industries
- Some have multiple lines of business
- Some are partners of multiple other providers
- Many are not competitors
- Fifteen companies over \$1B in revenue (was 13 in 2021)
 - Two EDA
 - Two S&A
 - Two AEC
 - One Focused cPDM
 - Five Comprehensive cPDM
 - And Hexagon
 - Two SI/Reseller/VAR

38 Copyright © 2023

2022 PLM Market Results

2023 PLM Market & Industry Forum—30 March 2023



CIMdata

Scope of Services Continues to Evolve

More and different services are needed—even more of a challenge now (1 of 2)

- PLM continues to interface, exchange information and processes with more and more business solutions
 - Expanding footprint, support for digital thread requires higher levels of integration
 - PLM expansion areas require deployment skills not normally available in-house – driving use of external expertise
 - Cloud – cloud-to-cloud, cloud-to-on-premise interconnection
 - IoT data will have to be analyzed, with results fed back to multiple systems

40 Copyright © 2023

2022 PLM Market Results

2023 PLM Market & Industry Forum—30 March 2023

CIMdata

Scope of Services Continues to Evolve



More and different services are needed—even more of a challenge now (2 of 2)

- Changes to software design, packaging, and delivery changing the types of services needed
 - Going beyond just implementation, IT integration
 - Helping customers to implement advanced topics/processes using a specific cPDM solution
 - Most have in-house technology as a “force multiplier”

41

Copyright © 2023

CIMdata

Service Providers



Services companies continue to increase PLM commitments (1 of 2)


- Systems integrators and consultancies continuing their PLM program expansion
 - Global firms
 - Accenture, Atos, Capgemini, IBM, T-Systems, CENIT, DXC Technology, Deloitte, Tata Technologies, TCS, HCL, Infosys, Wipro, Tech Mahindra,...
 - PTC spun out services business to ITC Infotech – DXP Services
 - Atos working to refocus core business on digital
 - NTT Data consolidating business units
 - Regional/focused SIs continue expanding
 - NEC, Addnode, Samsung SDS,...

42


Copyright © 2023

2022 PLM Market Results

2023 PLM Market & Industry Forum—30 March 2023



Service Providers


Services companies continue to increase PLM commitments (2 of 2)

- Developing offerings on top of solution provider technology
 - Adding their domain expertise
 - Industry and/or functional solutions
 - Selling through ISVs or direct to industrial companies
- Supporting ISV stacks on other hyperscalers
 - E.g., Accenture offering Xcelerator on Microsoft Azure
- Creating meta processes that can leverage offerings from many different providers, e.g.:
 - TCS “Connected Digital Enterprise”
 - SAIC Digital Engineering

43
Copyright © 2023



2022 PLM Services Revenue Leaders


Changes in the services organizations of leading PLM solution providers

Revenues presented are CIMdata estimates



Company	Revenue (US\$ Millions)
Accenture	~1,700
IBM	~950
TCS	~800
DXC Technology	~750
HCL	~600
Dassault Systèmes	~550
Wipro	~500
Siemens	~450
Tech Mahindra	~400
NEC Corp	~380
Capgemini	~350
Atos	~320
Deloitte Consulting	~300
SAP	~280
OpenText	~250
IFS AB	~220
Infosys Ltd.	~180
T-Systems	~150
PTC	~140
LTTs	~130
CIMPAs	~120
NTT Data	~110
ISID	~100
Tata Technologies	~90
IHS	~80

44
Copyright © 2023

2022 PLM Market Results

2023 PLM Market & Industry Forum—30 March 2023

CIMdata

Focused Application Providers



Expanding PLM through innovation

- Focused providers help expand the PLM market
 - Target specific market segments
 - Create solutions that complement major providers' suites
 - Introduce new technology and working paradigms into the PLM environments
- Many create technologies and solutions that are acquired or embedded into the comprehensive providers' product suites
- Frequently become acquisition targets
 - E.g., PTC and ServiceMax
- Difficult to continue to measure separately post-acquisition

45

Copyright © 2023

CIMdata

Agenda

- PLM Market Analysis
- Overall cPDM Market Analysis
- PLM Provider Analysis
- Provider Sector Analysis
- Concluding Remarks

46

Copyright © 2023

2022 PLM Market Results

2023 PLM Market & Industry Forum—30 March 2023

cPDM Provider Analysis

Review of cPDM provider revenue performance

- cPDM sector results softer than expected, currency had impacts
- Comprehensive segment dominated by “mindshare” leaders
 - Aras, Dassault Systèmes, Oracle, PTC, SAP, and Siemens
- Other major providers
 - Autodesk, IBM, IFS, and Infor
 - NEC focused on Japan
- New providers continue to emerge
 - Continuing the expansion
 - Cloud-native (Ganister, JWI, OpenBOM, etc.), some on cloud platforms (Propel)
 - Local providers, i.e., China

47 Copyright © 2023

2022 cPDM Leaders Market Presence

Shows impact on cPDM market sector

Revenues presented are CIMdata estimates

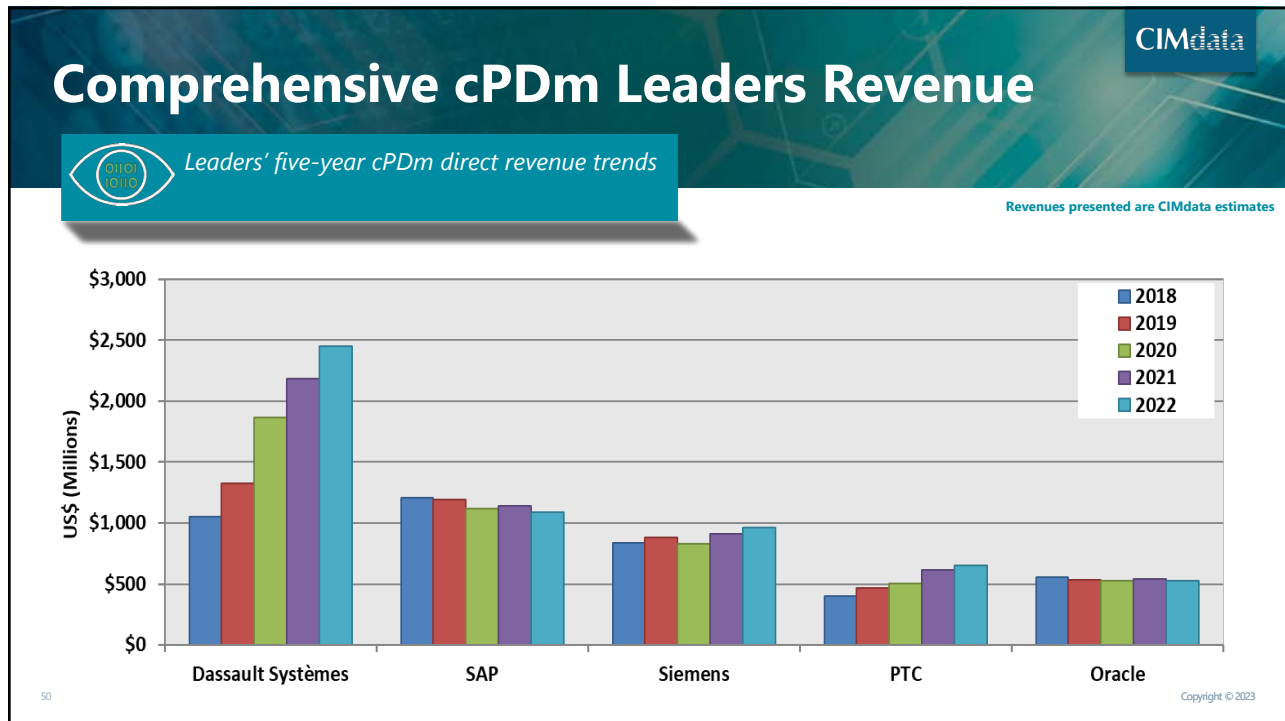
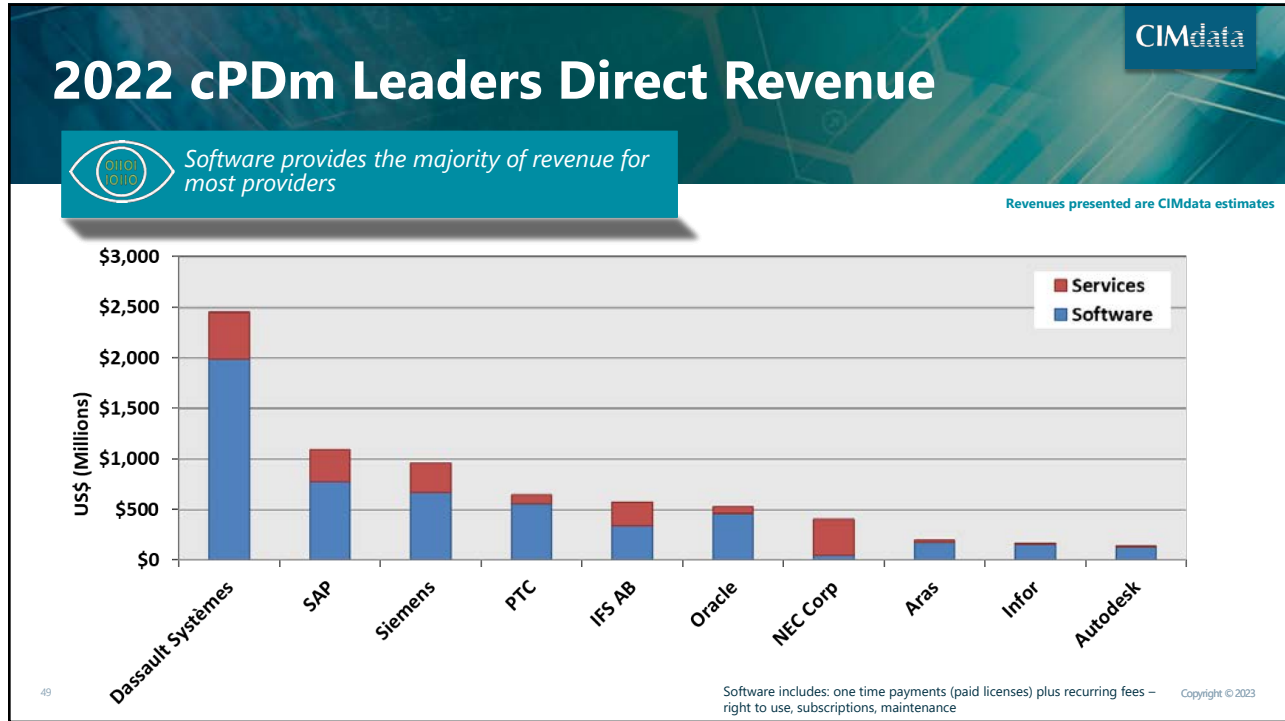
Provider	Direct Revenue (Millions)	Partner Revenue (Millions)	Total Revenue (Millions)
Dassault Systèmes	~2,400	~1,800	~4,200
Siemens	~900	~1,800	~2,700
SAP	~1,100	~700	~1,800
PTC	~600	~800	~1,400
Oracle	~500	~300	~800
Aras	~200	~100	~300

48 Copyright © 2023

Presence = Provider direct PLM revenue + Partners' direct PLM revenue (adjusted for royalty payments to eliminate double counting)

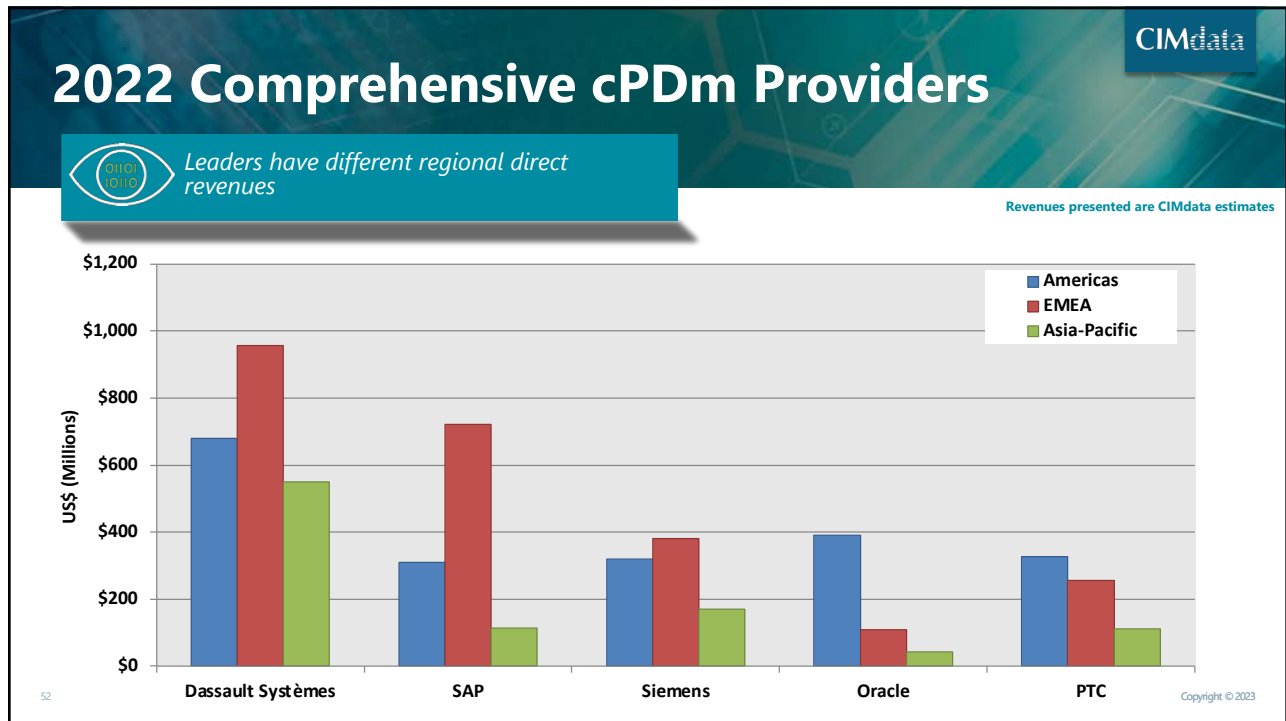
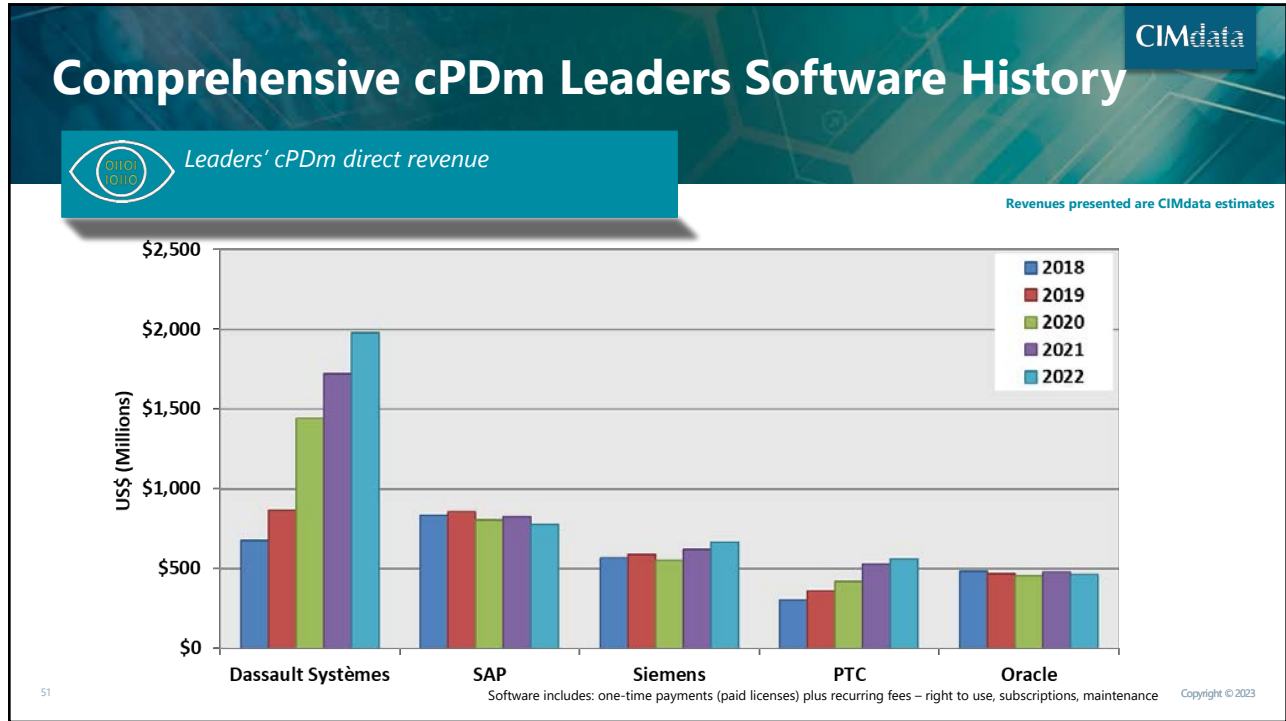
2022 PLM Market Results

2023 PLM Market & Industry Forum—30 March 2023




2022 PLM Market Results

2023 PLM Market & Industry Forum—30 March 2023




2022 PLM Market Results

2023 PLM Market & Industry Forum—30 March 2023




Discrete cPDM


The industries of interest span more than discrete manufacturing


- PLM came out of discrete manufacturing
- Comprehensive cPDM has always been about more than just that
- Platforms can support many industries, and do!
- What if we focus on discrete?

Aerospace and Defense	
Auto & Other Transportation - automotive, truck, bus, train, motorcycle	
Electronics - electronics, telecommunications, high-tech, medical devices and satellites	
Electronics, high-tech, semiconductors	
Telecommunications, satellites, electromechanics	
Medical devices	
Fabrication and Assembly - consumer product goods, other discrete	
Mechanical machinery, heavy equipment	
Consumer product goods, household appliances, other discrete	
Retail, footwear & apparel	
Pharmaceutical, Food & Beverage, Consumer Packaged Goods	
Pharmaceutical	
Food & Beverage, Consumer Packaged Goods	
Petrochemical, bulk chemical, oil and gas extraction	
Utilities - electricity, gas, water and drainage, telecom operators	
Shipbuilding	
Construction - civil engineering, EPC, homebuilding	
Infrastructure - roadways, airports, harbors, railway systems	
Other - financial services, insurance, etc.	

53
Copyright © 2023



Discrete cPDM


The industries of interest span more than discrete manufacturing

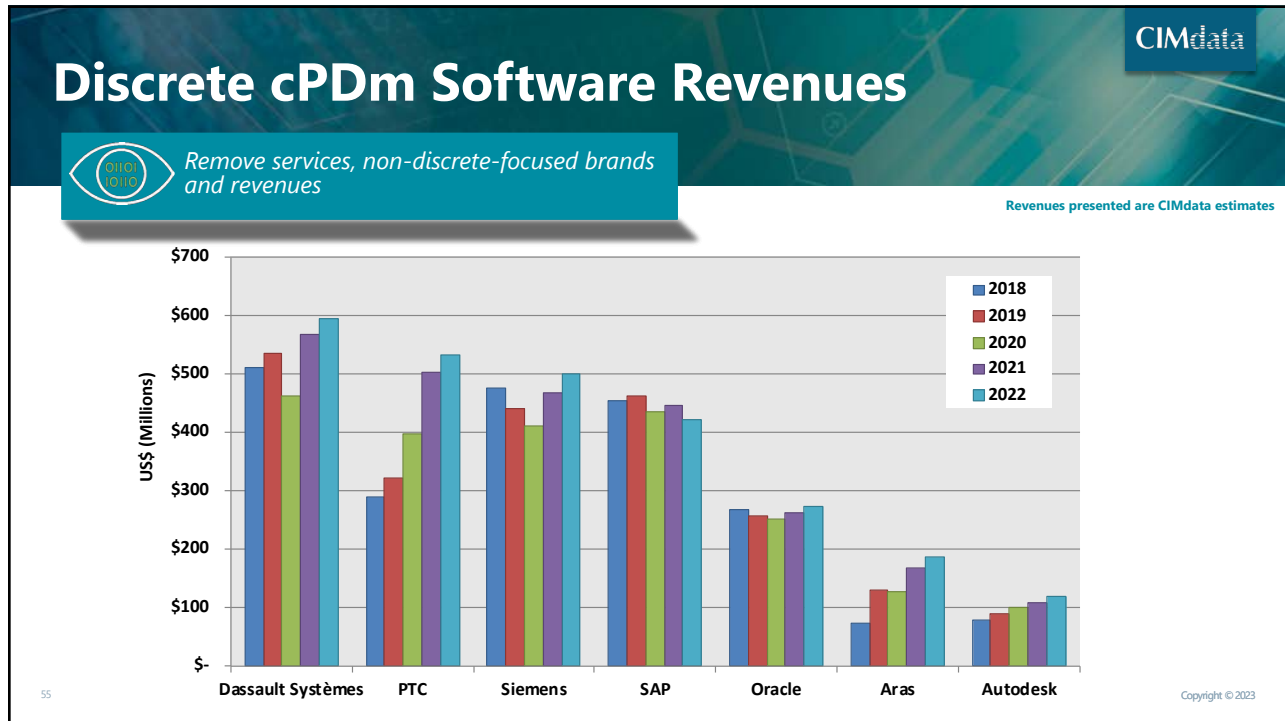
- PLM came out of discrete manufacturing
- Comprehensive cPDM has always been about more than just that
- Platforms can support many industries, and do!
- What if we focus on discrete?

Aerospace and Defense	
Auto & Other Transportation - automotive, truck, bus, train, motorcycle	
Electronics - electronics, telecommunications, high-tech, medical devices and satellites	
Electronics, high-tech, semiconductors	
Telecommunications, satellites, electromechanics	
Medical devices	
Fabrication and Assembly - consumer product goods, other discrete	
Mechanical machinery, heavy equipment	
Consumer product goods, household appliances, other discrete	
Retail, footwear & apparel	

54
Copyright © 2023

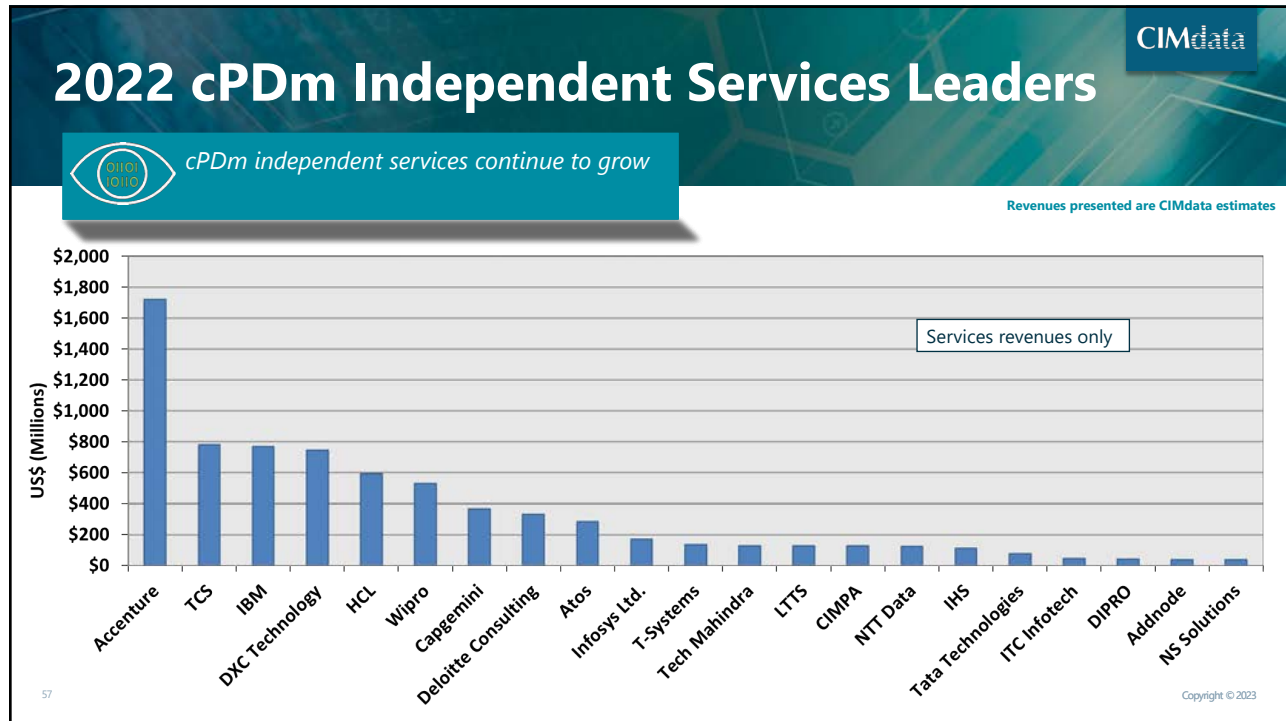
2022 PLM Market Results

2023 PLM Market & Industry Forum—30 March 2023




2022 PLM Market Results

2023 PLM Market & Industry Forum—30 March 2023



CIMdata

Overall cPDm Providers

 Continuing evolution among the overall leaders

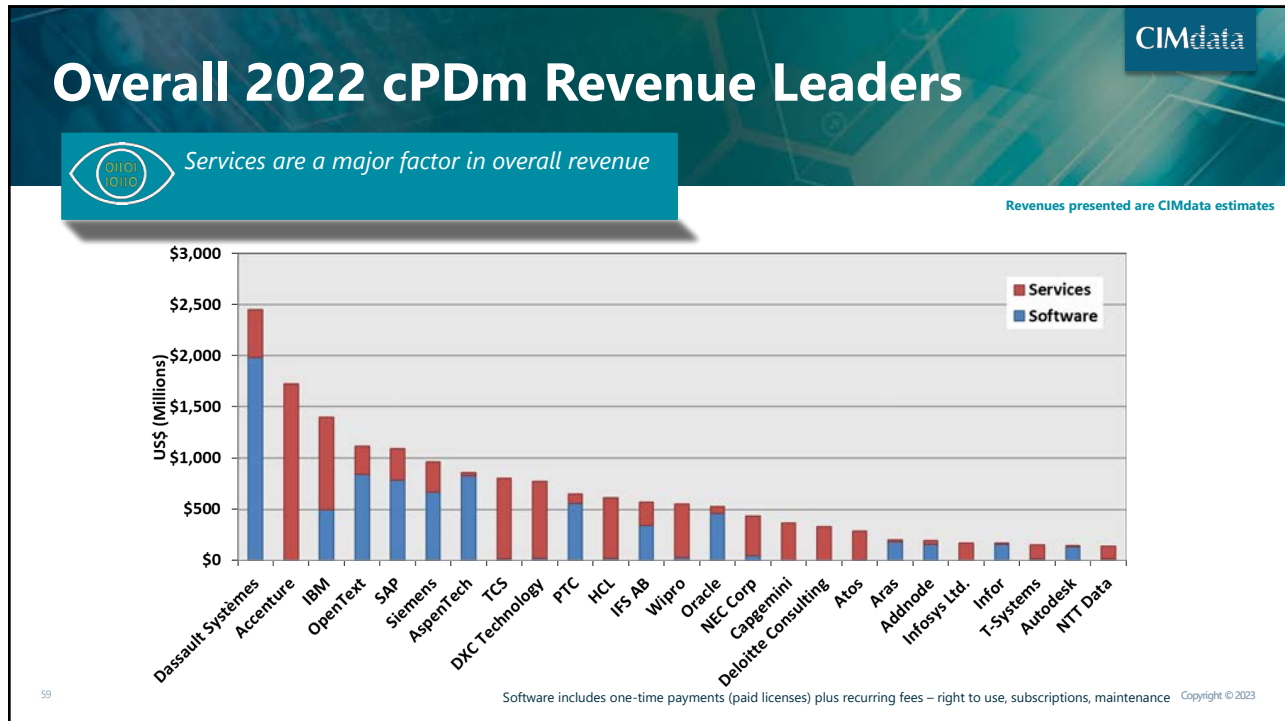
- Leaders are from all cPDm segments
 - These providers do not always compete
 - Some partner on selected accounts
- Service providers continue to grow
 - Both organically and through acquisitions
- Fifteen cPDm solution and service providers larger than \$400M in 2022 (same as in 2021)

58

Copyright © 2023

2022 PLM Market Results

2023 PLM Market & Industry Forum—30 March 2023



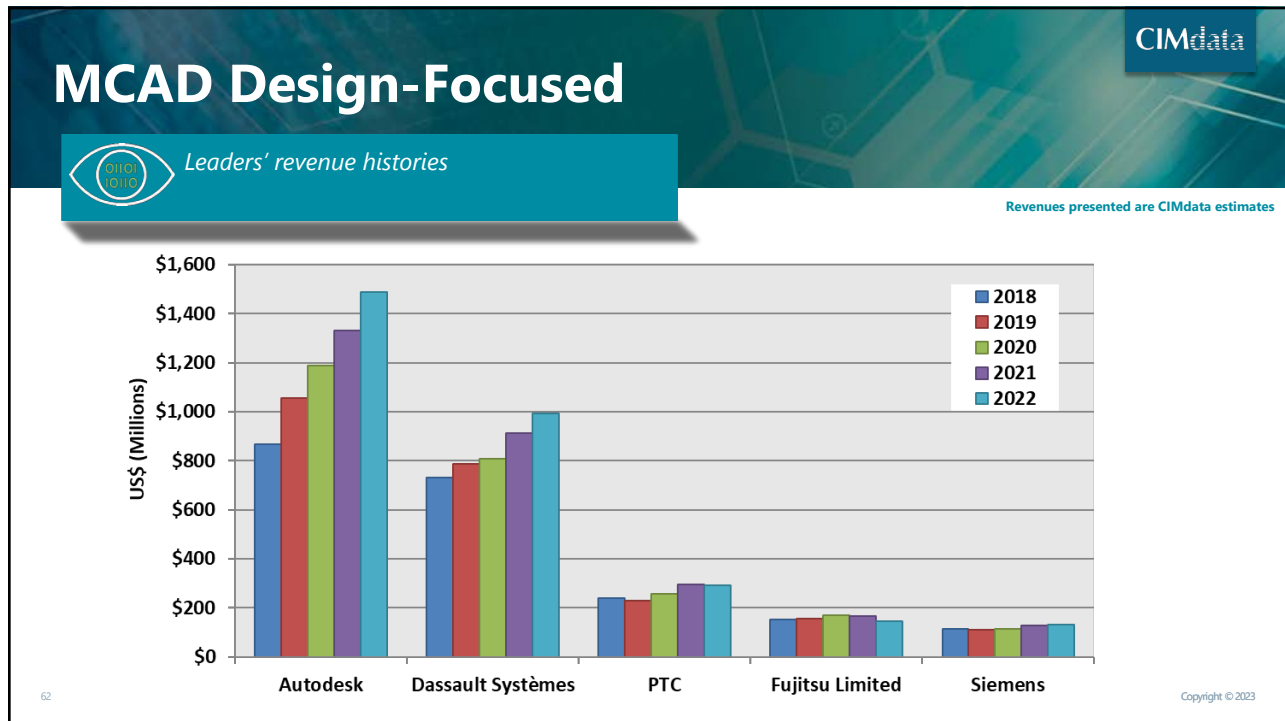
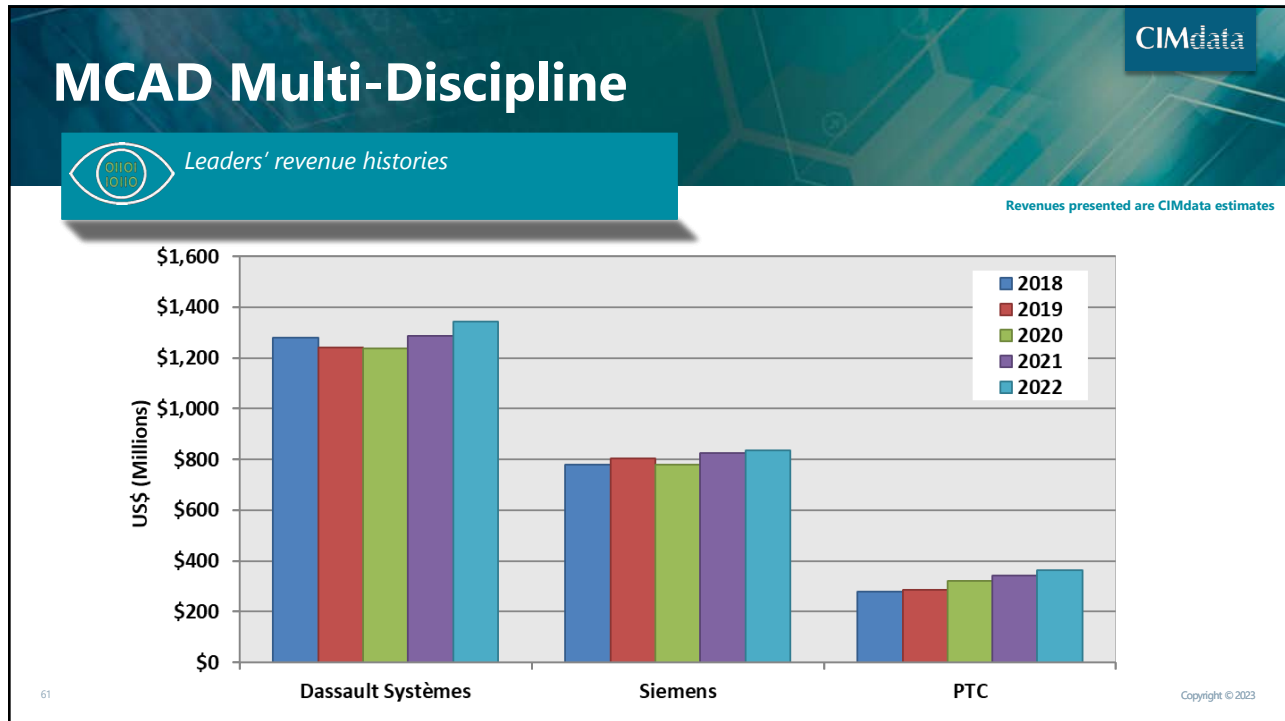
Comments on Tool Segments

Will be some impact from conflict in Ukraine

Segment	Comments
MCAD-MD	Expect continued slow growth in this segment as auto and A&D stagnate; most opportunity in countries investing in those industries
MCAD-DF	DF segment often affected by recession; results buoyed by Autodesk and PTC move to subscription; SOLIDWORKS a consistent performer
CAM	A bit stronger growth in 2022, expect high end of historical 5-7% range
S&A	Significant M&A activity in market leaders, trends driving growth will remain strong (smart connected product/Industry 4.0, need for more simulation on the left side of the Vee)
EDA	Strong year, even stronger for others besides the leaders; same trends as S&A
AEC	Key to (re)defining the built world, expanding interest in discrete PLM capabilities; oil & gas affected by energy prices, economic turmoil. Severe currency impacts in 2022
Other Tools	Again, smart connected products driving investments; e.g., Atlassian up 30+% again in last fiscal year

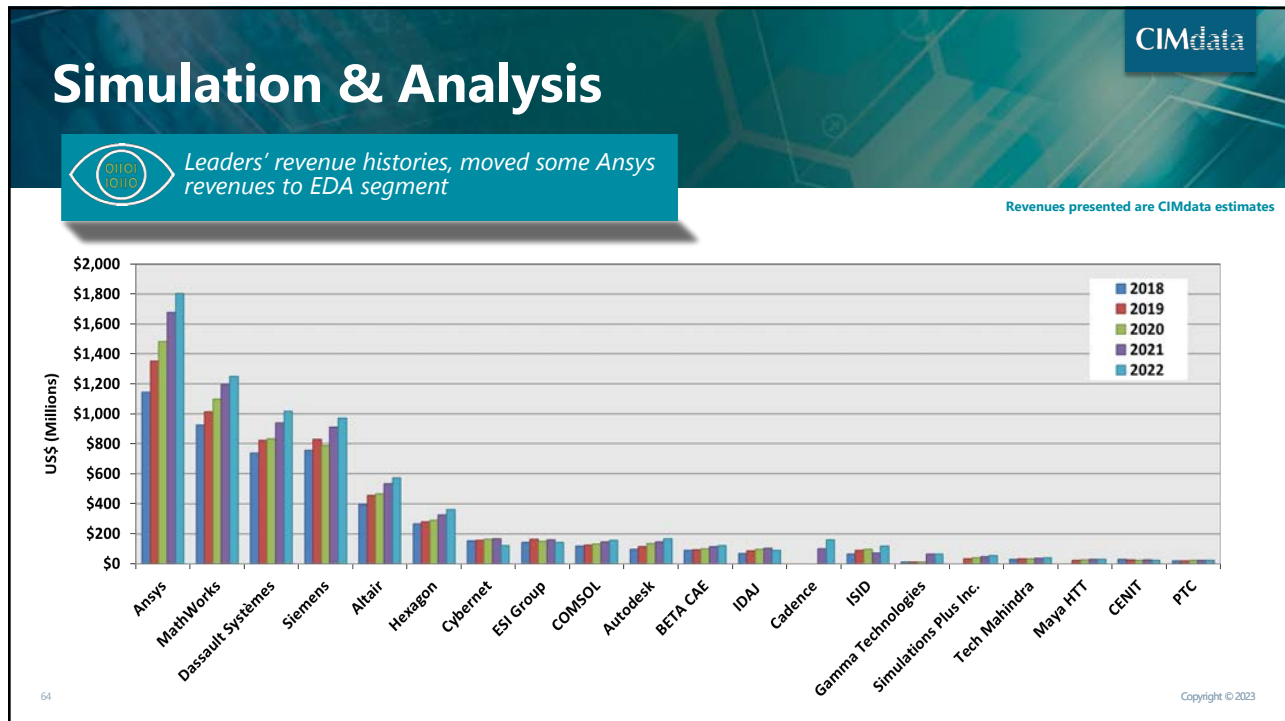
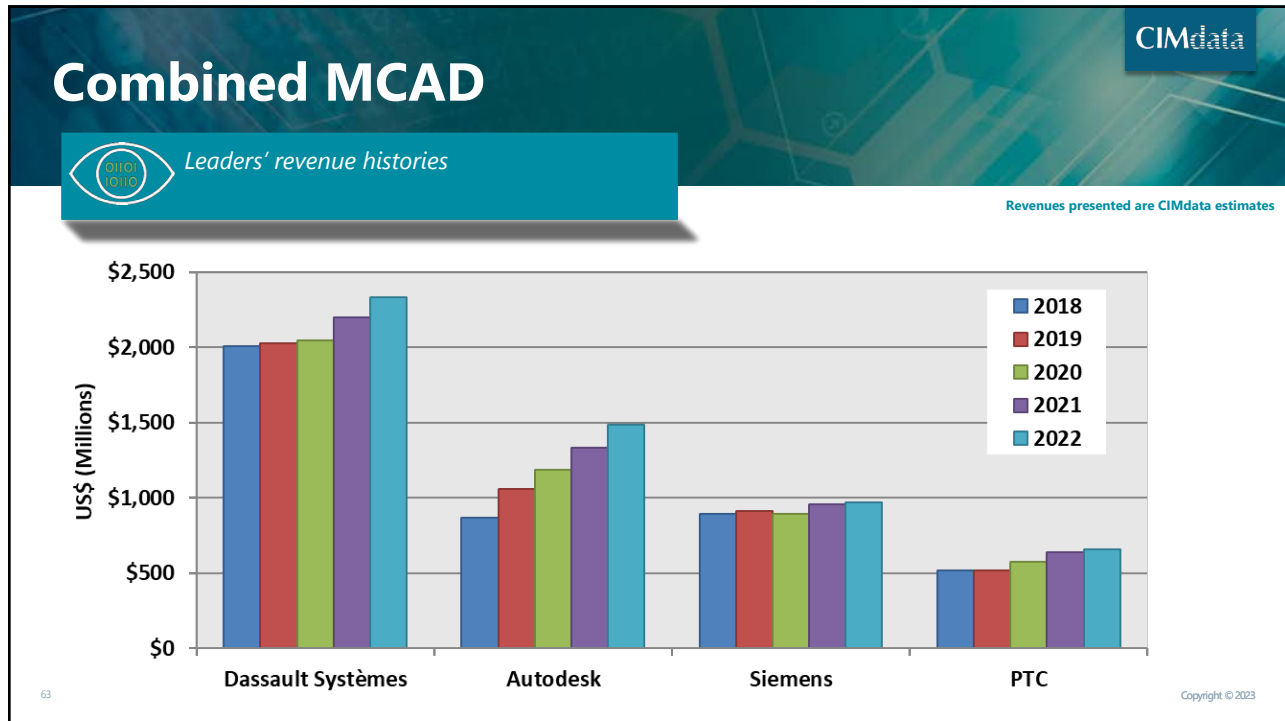
2022 PLM Market Results

2023 PLM Market & Industry Forum—30 March 2023



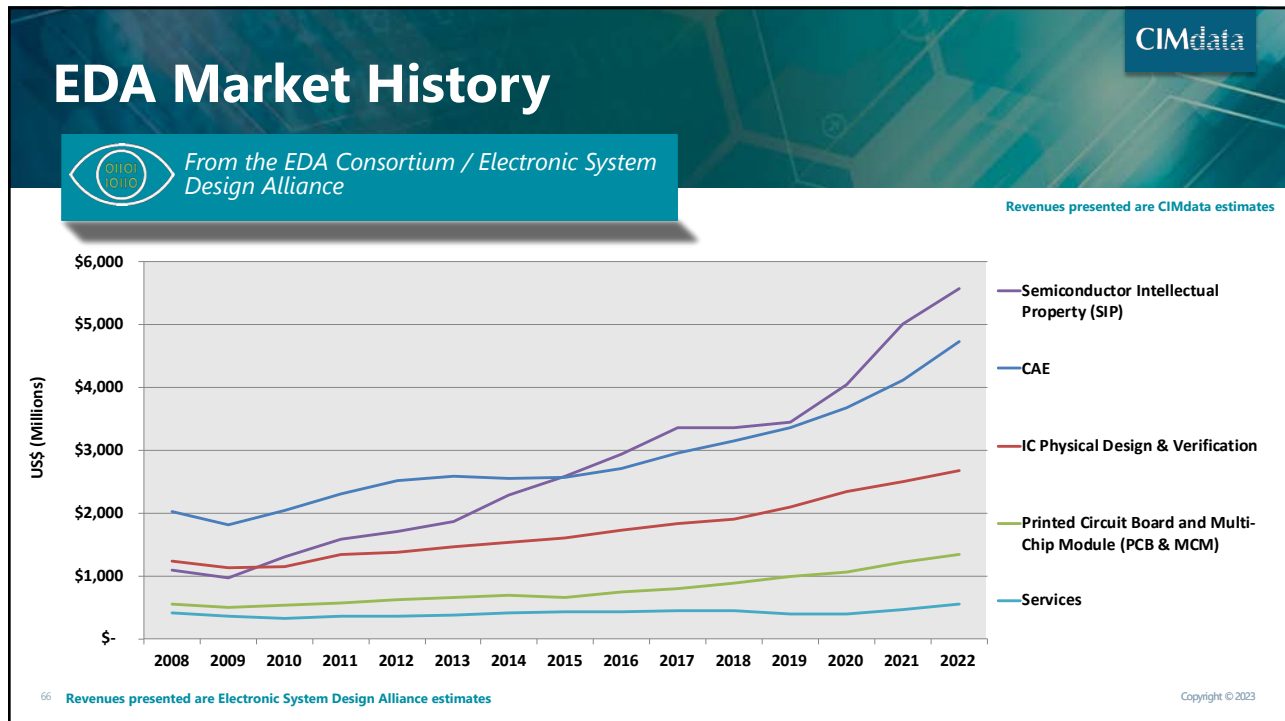
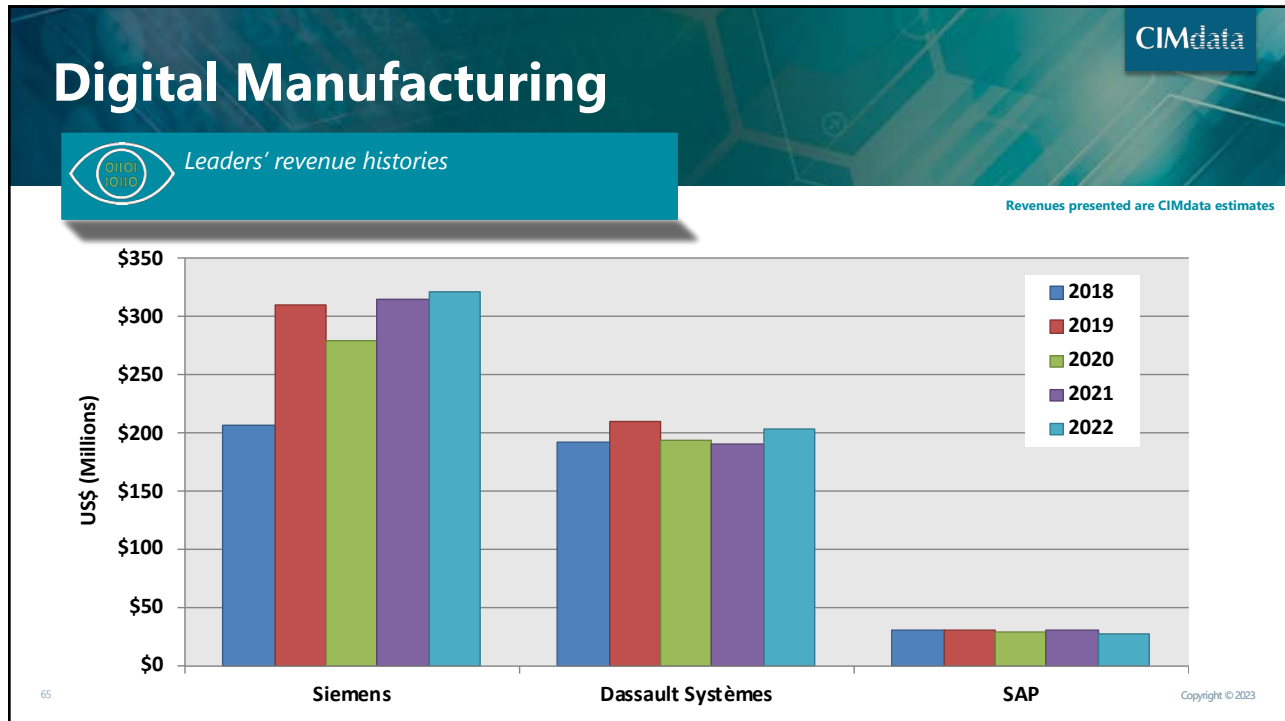
2022 PLM Market Results

2023 PLM Market & Industry Forum—30 March 2023



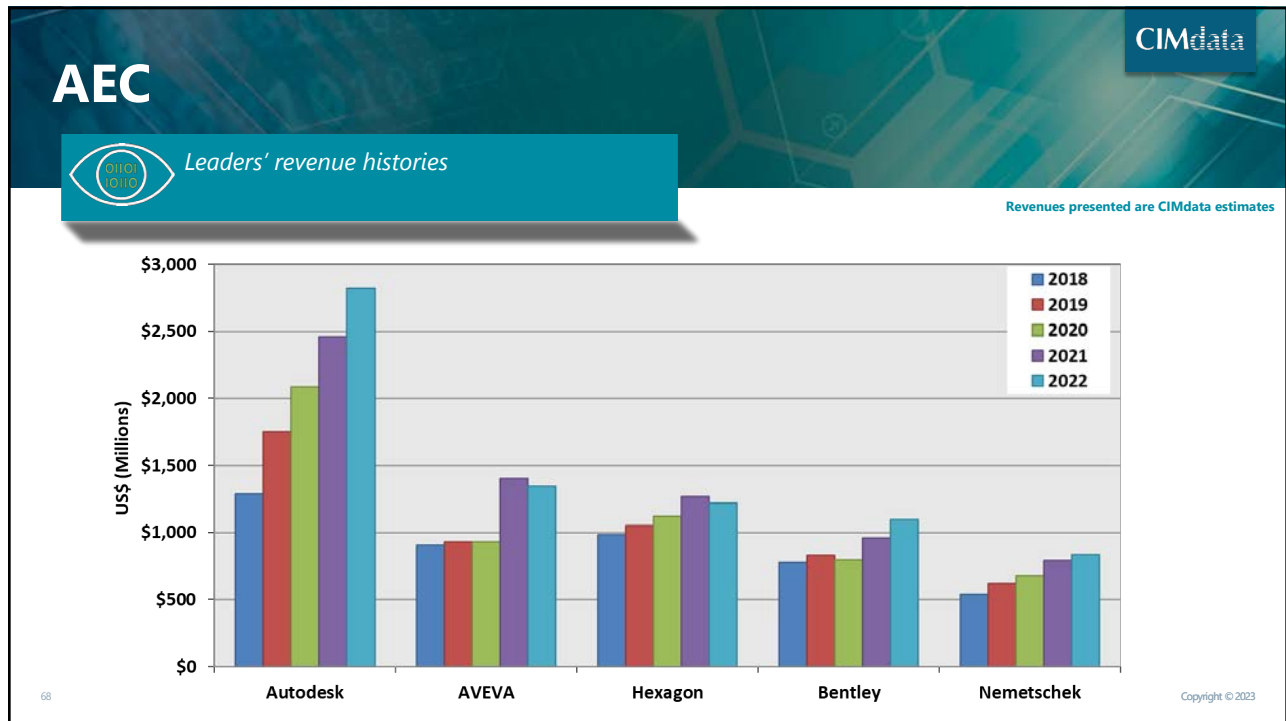
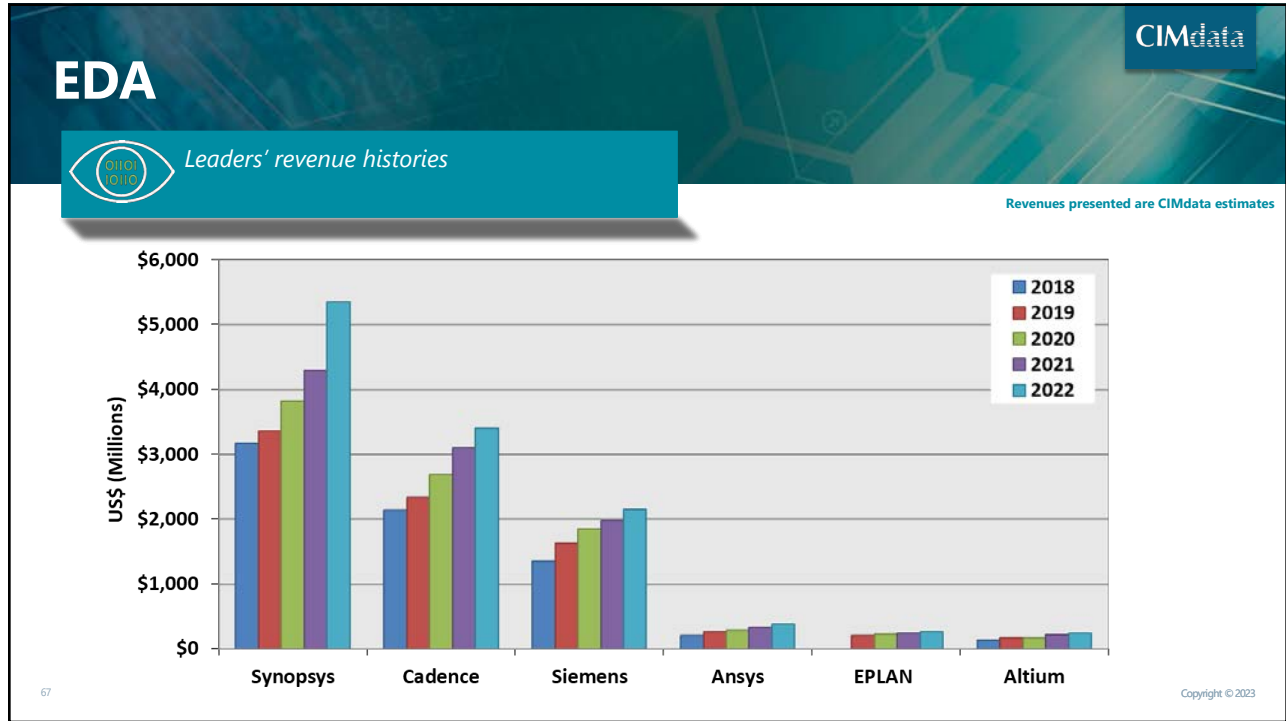
2022 PLM Market Results

2023 PLM Market & Industry Forum—30 March 2023




2022 PLM Market Results

2023 PLM Market & Industry Forum—30 March 2023



2022 PLM Market Results

2023 PLM Market & Industry Forum—30 March 2023




Agenda


- PLM Market Analysis
- Overall cPDM Market Analysis
- PLM Provider Analysis
- Provider Sector Analysis
- Concluding Remarks

69

Copyright © 2023



Concluding Remarks



Factors impacting the PLM Economy


- Lower than forecast, a lot of currency impacts
- Subscription can backstop declines, assuming no defections
- Simulation and systems engineering still key
- Mergers and acquisitions will continue to play a role
 - Providers look to fill out their portfolios
 - An important part of the platformization trend
 - A lot of activity in the SI/Reseller/VAR space
- Cloud interest and action seems to be at a tipping point
- Refresh programs continue, as suggested in recent CIMdata research

70


Copyright © 2023


2022 PLM Market Results

2023 PLM Market & Industry Forum—30 March 2023




The CIMdata PLM MAR Series

 *Major PLM Foresight deliverables, a growing Market Analysis Report (MAR) series (1 of 2)*





- CIMdata Executive PLM Market Report
- CIMdata PLM Industry Review and Trends Report
- CIMdata PLM Market and Solution Provider Analysis Report
- CIMdata PLM Market Geographic Analysis Report
- CIMdata PLM Market Industry Analysis Report

Copyright © 2023



The CIMdata PLM MAR Series

 *Major PLM Foresight deliverables, a growing Market Analysis Report (MAR) series (2 of 2)*




- CIMdata China PLM MAR
- Country-specific reports for the following additional countries:
 - Brazil
 - France
 - Germany
 - India
 - Italy
 - Japan
 - Russia
 - South Korea
 - United Kingdom
 - United States


Copyright © 2023


2022 PLM Market Results

2023 PLM Market & Industry Forum—30 March 2023



The CIMdata CAM MAR

 *32th annual report published in 2023—part of our CIM heritage*




CIMdata
2022 Market Analysis Report Series
CAM Market Analysis Report—Version 30


CIMdata, Inc.
300 Research Park Drive
Andover, MA 01810
+1 781.688.9022
www.CIMdata.com


- CIMdata’s long-running report on the Computer-Aided Manufacturing (CAM) market
- Part of CIMdata’s CAM Service
- Report provides detailed statistics on SW spend, seat counts, app areas, etc.
- Delivered in two “drops”
 - Advance Packet – tables & charts contained in the report
 - CAM MAR – full report with market updates, commentary, etc.

73Copyright © 2023



The CIMdata S&A MAR

 *More fully leverages PLM MAR data, adds S&A specific content*



CIMdata
2022 Market Analysis Report Series
Simulation & Analysis Market Analysis Report

CIMdata, Inc.
300 Research Park Drive
Andover, MA 01810
+1 781.688.9022
www.CIMdata.com

- Expanded coverage of S&A market
- MAR contains S&A market data
 - Company size
 - Software and service delivery
 - By industry
 - By geography / country
- Includes qualitative section on Top 10 S&A solution providers
- Also includes end user research based on Collaborative Research program

74Copyright © 2023

2022 PLM Market Results

2023 PLM Market & Industry Forum—30 March 2023

Questions & Answers

CIMdata



What's on your mind?



75

Copyright © 2023

CIMdata Defining What Comes Next in Digital Transformation



Strategic management consulting for
competitive advantage in global markets

Serving clients from offices in North America, Europe, and Asia-Pacific

World Headquarters

Ann Arbor, Michigan USA

Tel: +1.734.668.9922

EMEA Headquarters

Weert, NL

Tel: +31 (0) 495.533.666

Asia-Pacific Headquarters

Tokyo, Japan

Tel: +81.47.361.5850

www.CIMdata.com

76

Copyright © 2023